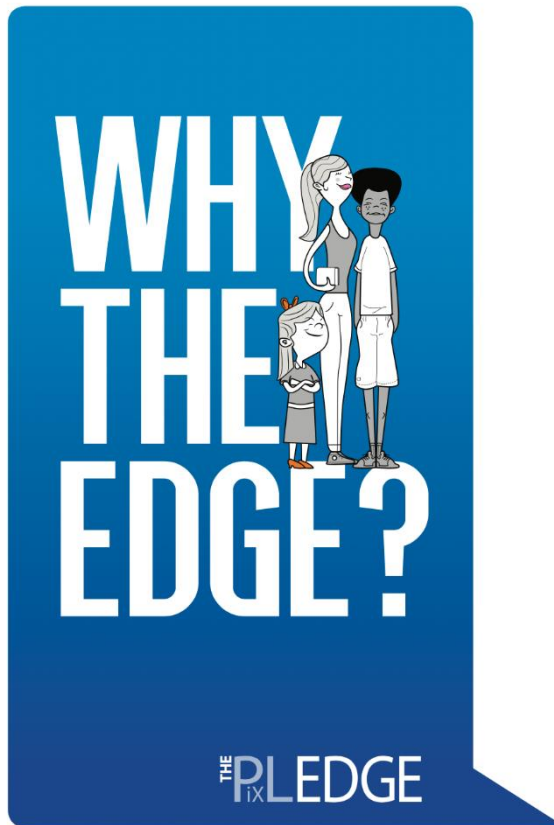


The **Pi** **PLE**dge

Why the Edge?



Do you want your child to...

- Help inspire and help other students?
- Develop & accredit personal attributes that are essential for employability & life?
- Discover their own strengths & aptitudes and to provide opportunities for self-analysis & choice?
- Have culture which is enhanced by the added dimension of education provision which develops the 'whole' child?
- Develop their leadership, organisation, resilience, initiative and communication?

The PiXL Edge provides

....a framework for schools to develop and accredit in students those personal attributes essential for employability and life

The **PL**Edge
ix

Leadership

Organisation

Resilience

Initiative

Communication

The Why?

The Edge is a truly amazing programme! I have always self-doubted my ability and if it wasn't for the Edge those self-doubts would still be hanging over me.

The Edge is a "I can challenge myself to achieve" programme. You know me and how embarrassed I have been about my academics, but since doing the Edge it has helped me to balance both.

Reviews from pupils in schools across UK

Impacts of the Edge



Improved engagement in
and out of lessons

Teachers get to know
students interests and
abilities outside the
classroom

Continuous record of
improvement and
achievement

Meaningful use of
Tuesday tutor time –
developing character

Impacts of the Edge – Headteacher comments

“ It really is delivering. I am much happier about the education we are offering.”

Wyll Willis, Headteacher at Wallingford School, Oxfordshire



“ We were inspected last week and the team commented explicitly and positively on the impact that the Edge programme is having”

Neil Walker, Headteacher at Benfield School, Newcastle.

One **million** young people aged between 8 and 18 will be involved in the Edge



What is the Edge?

Video – Megan's PiXL Edge



Welcome



The journey of the
first PiXL Edge
Apprentice, Megan

PiXL **E**dge is...

- An opportunity for students to develop important attributes
- An opportunity to make students attractive to further education and future employers
- An opportunity to give students the **EDGE**

The **PiXL** **E**dge

Leadership

Organisation

Resilience

Initiative

Communication

The Edge Levels

The **PL**Edge
ix

The Edge
is a **three**
tier Award
Scheme

Apprentice

Graduate

Masters

The Edge Apprentice

Students must complete a series of activities focused on each of the attributes

Ladership

Organisation

Resilience

Initiative

Communication

Apprentice

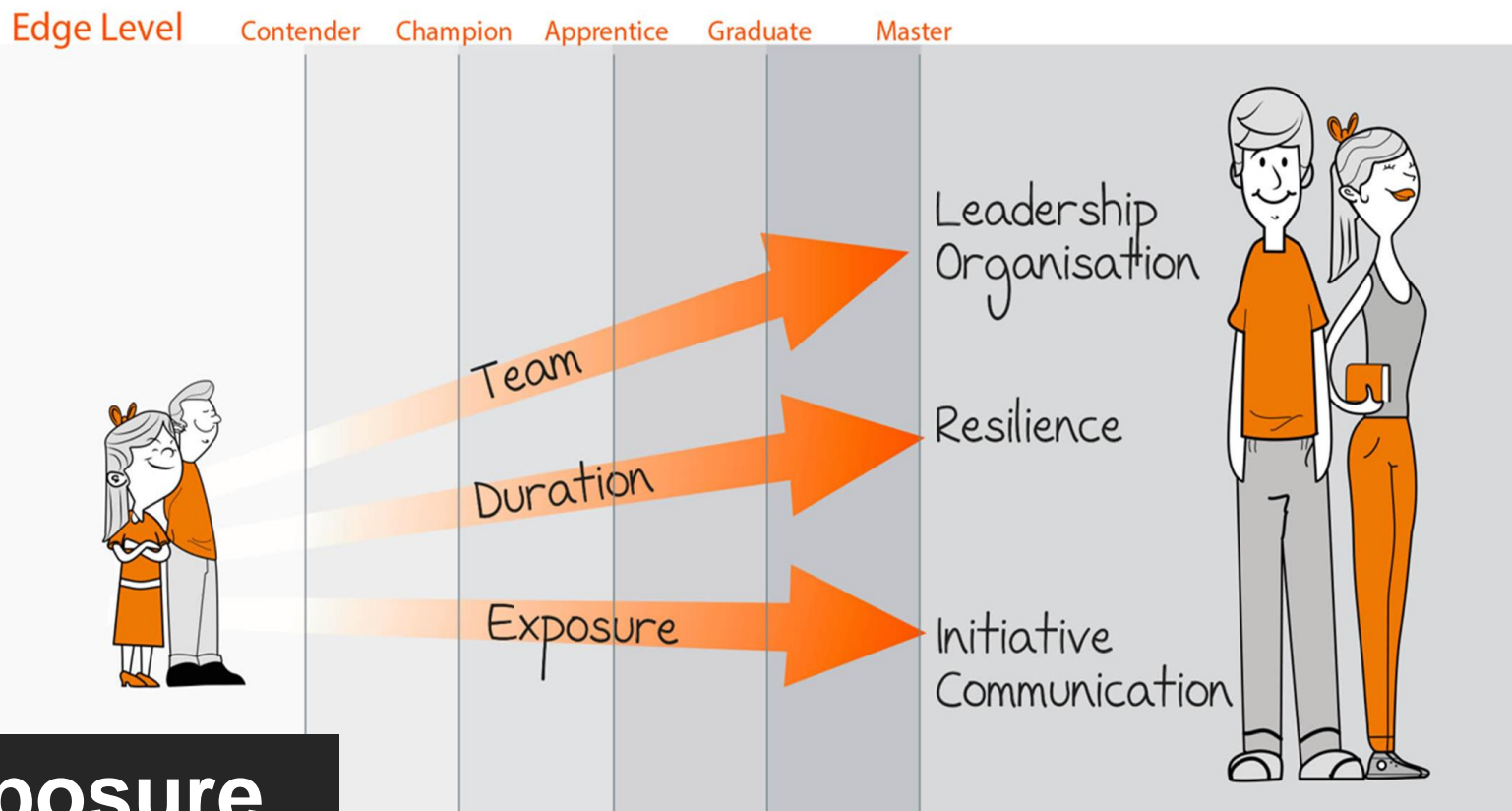
10 activities
(2 per attribute)

Growth & Stretch

The challenge and scope of activities increases as the levels progress.

Activities are categorised based on three parameters:

Duration – Team - Exposure



Accessing the website

- ✓ Firstly, pupils are to access their internet web browser and type in the website below:

<https://theedge.pixl.org.uk/>

- ✓ This page should appear. Using their log in details, pupils should enter their usernames and passwords in the boxes provided and click the blue login button.



The screenshot shows a web browser window with the address bar displaying 'theedge.pixl.org.uk'. The website header features the 'The PiXL Edge' logo and a navigation bar. The main content area is divided into two sections. The left section, titled 'Teacher & Student Login', contains a 'Username' field, a 'Password' field, a 'Forgot your password? Reset it here' link, and a blue 'Login' button. The right section, titled 'Setup Students & Teachers', contains a blue button labeled 'Login with the schools PiXL Login' and a 'Login with Google' button. A cartoon illustration of a girl's head is visible on the right side of the page.

The Edge activities

- ✓ The next page will look similar to this with the 5 LORIC categories.
- ✓ All the activities students can choose from are listed on The **E**dge database.
- ✓ Encourage your children to explore the website and look at the range of activities possible for them to try and have a go at.

Jack Black (Y7White)
Apprentice programme

Print Login Options

Leadership

Conduct a rehearsal for a musical group, orchestra or choir in your school

Organisation

Initiative

Volunteer to help at an Op

Create a youtube channel

Resilience

Learn to play a sport that is

Complete one of your health or fitness targets such as entering and running a 5k race or park run

Find an activity

Debate

Browse by command word

Return to command words

- Write and deliver a speech as part of an organised class debate
- Lead a public speaking team in a competition
- Lead a small-scale class discussion or debate on the current topic in a lesson
- Captain a school team at a regional competition
- Captain a team at school
- Deliver a presentation about a culture that you have researched that is different to your own

Student profiles

Form tutors can
access student
profiles to track
progress

Each student will
complete 10 activities
and these will be
shown here:

The screenshot displays the The PLEdge interface. On the left, a list of student profiles is shown, each with a name, a grade, and a progress bar. An orange arrow points from the text 'shown here:' to this list. On the right, a detailed view of a student's profile is shown, including a header with the student's name and grade, and a list of activities with checkboxes indicating completion status.

Student Name	Grade	Progress Bar
Saksni Uniyai	7E	[Progress bar]
Sofie Von Bonsdorff	7R	[Progress bar]
Bo von Sachsen-Altenburg	7A	[Progress bar]
Leila Walker	7C	[Progress bar]
Klark Walsh	7H	[Progress bar]
Tanya Walton	7E	[Progress bar]
Bailey Weiss	7E	[Progress bar]
Emily West	7R	[Progress bar]
Grace Wetherall	7H	[Progress bar]
Katie Wetherall	7T	[Progress bar]

Sofie Von Bonsdorff (7R)
Apprentice programme

Print Login Options

Leadership

- Direct an educational workshop for primary school students
- Lead a group on an outdoor activity where there is challenge and/or di...

Organisation

Initiative

- Volunteer and take part in the running of a tutor time activity

Resilience

Student profiles

Tutors can sign
off students
activities by
reading their
evidence

Lead a group on an outdoor activity where there is challenge and/or difficulty, eg caving. ☒

Describe your activity, mention what you are going to do and how you are planning to achieve it.
In Tirabad I lead our group through the Squirrel tunnel. I Needed to be brave and have a lot of courage; as it was a really small tunnel and didn't know if I was going to be all right.

Target completion date
16/12/2015

Completed date
2016-01-14 08:43:43

What I learnt from this activity
I have now completed this activity. For this activity I needed to be brave and have a lot of trust in Chris our instructor as he was the one that said I should go first in the Squirrel tunnel. I am pleased I did it as it wasn't as bad as I thought it would be!

The location of the evidence supporting this activity
You could talk to my group. As well as Chris

Marked as completed

Organisation

★ Initiative
Volunteer and take part in the running of a tutor time activity ☒

🔄 Resilience
Complete a sponsored walk ☒

📢 Communication

PLEdge

Encouraging self-reflection

- It's not just the doing that's important – it's being able to articulate what you've done.
- Students must report what they have completed.
- There are examples to assist with each reflection with key words and sentence starters.

Evaluation Form [Video Guide](#)

How did completing this activity improve your initiative?

0 Characters, you need to write a bit more (min 200 characters). [What should I write?](#)

What is Initiative

Inventiveness, Enterprise, Resourcefulness, Creative, Innovative, Imaginative, Ambitious, Proactivity

Key verbs

Begin, Open, Take up, Instate, Launch, Set up, Pioneer, Set in Motion, Implement, Volunteer

Example Sentence Starters

I launched ...
I decided to open ...
I had to think creatively because ...
In this task, I had to be proactive because ...

Examples

Hide Examples

Example 1: "Create a high quality wall display independently for a subject department"

I saw on BBC a documentary about how animals were used in World War I which I thought was interesting. I asked Ms Gomez if I could do a wall display about it in the History corridor, because I thought other people would find it interesting too.

There wasn't much information on this in the books in the library, so I decided to use my initiative and look on the internet. I went on Google and looked for images to use. I also found case studies and examples to add to the quotations I already had from the documentary.

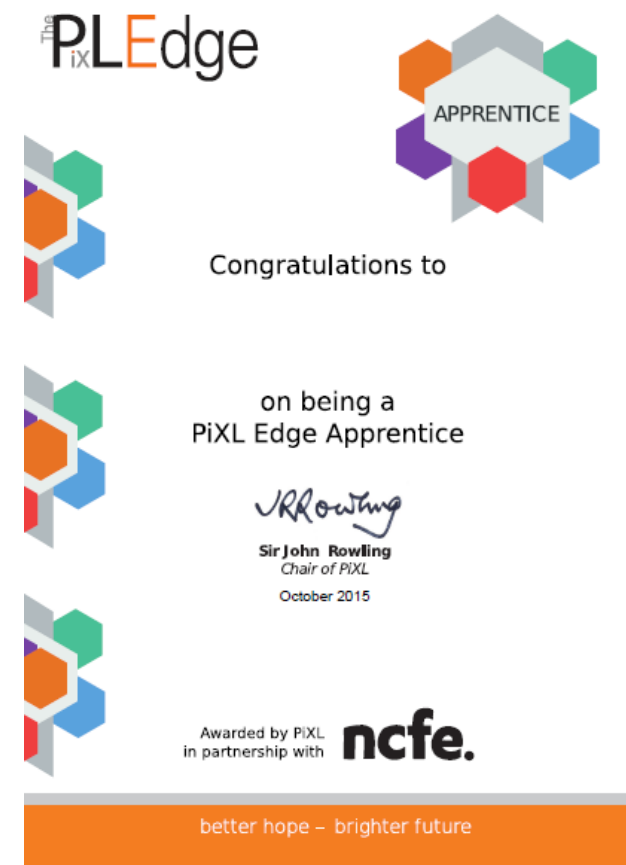
I think this shows my resourcefulness and that I am an imaginative person. Ms Gomez has asked if I can also do a talk about it in next week's assembly.

If I did this again, I'd like someone who is a bit better at art than me to help, as some of the pictures were a bit scruffy!

Rewards

- **Cerfificates** and **badges** of recognition and completion will be awarded during the summer celebration event. These certificates are nationally recognised and accredited by NCFE.
- After one completed attribute, 5 tutor points will be awarded: One pupil can gain up to 50 points for their tutor! Tutors will compete against others for end of term prizes!
- Special recognition from the Headteacher will be addressed in the form of a letter on completion of the programme.
- Gives pupils **the edge** when applying for responsibilities inside and outside of school as well as relaying experiences for college applications and job interviews.

The **PiXL** **Edge**



Contact details

- For any assistance, queries or general questions regarding the PiXL EDGE programme, please do not hesitate to contact the PiXL EDGE lead.

levans@kettlethorpe.wakefield.sch.uk

- Alternatively, other methods of contact are your children's form tutors who will be able to advise you, also.

The **PiXL** **EDGE**

The **PiXL** **EDGE**



Congratulations to

on being a
PiXL Edge Apprentice

John Rowling

Sir John Rowling
Chair of PiXL
October 2015

Awarded by PiXL
in partnership with **ncfe.**

better hope – brighter future