

# Kettlethorpe HIGH SCHOOL

## Year 7

# Knowledge Organiser Booklet

Name:

---

---

Tutor:

---



# THINK PINK!

If you see **PINK** in your books,  
make the corrections.

## Capital letters

- sentence **starts**
- proper **nouns**
- the word 'I'

## Commas

- to separate three or more items in **a list**
- use a **pair of commas** when you are **inserting extra information** in the middle of the sentence
  - use **after an adverbial**

*Before sunrise, Zac ate his breakfast.*

## Apostrophes

- to show that a letter or **letters are missing**: *I'm - haven't - don't*
- to show **something belongs to something else**: *The parents' meeting lasted an hour.*

1. Have you carefully reread your work?
2. Have you checked to see if you accidentally made any mistakes?
3. Are you proud of your work?

## Common mistakes

**There** refers to a place or idea.  
**Their** shows belonging.  
**They're** is short for 'they are'.

use **should have** - not 'should of'  
use **could have** - not 'could of'  
use **would have** - not 'would of'

## Spelling

- use **the dictionary**
- make sure to use **subject specific vocabulary**

**A**PPLY THE RULES. **B**E CONSISTENT. **C**HECK FOR ACCURACY.

**WWW** - Descriptive comment on what went well

**EBI** - Descriptive comment saying your work would be even better if

# Punctuation



to introduce extra info



to link connected sentences



You only need one!




to leave a trailing thought...



to end a sentence



to add/separate information



to add extra information



to add/separate information



for omission or possession



“Are you listening?”



to include quotes



at the end of a question

# Do you know your roots?

Literacy

LASTS...

**-scop-**

root meaning **'to see'**

**sub-**

prefix meaning **'under'**

**hypo-**

prefix meaning **'below'**

**ex-**

prefix meaning **'out of'**

**con-**

prefix meaning **'with'**

**-logy**

suffix meaning **'study of'**

**-graph-**

root meaning **'writing'**

**-bio-**

root meaning **'life'**

**-techn-**

root meaning **'art / skill'**

**micro-**

prefix meaning **'small'**

**-chron-**

root meaning **'time'**

**-phon-**

root meaning **'sound'**



**Health & Safety**

**What is a risk assessment?**

- Step 1: Identify the hazards.
- Step 2: Decide who might be harmed and how.
- Step 3: Evaluate the risks and decide on precautions.
- Step 4: Record your findings and implement them.
- Step 5: Review your assessment and update if necessary.

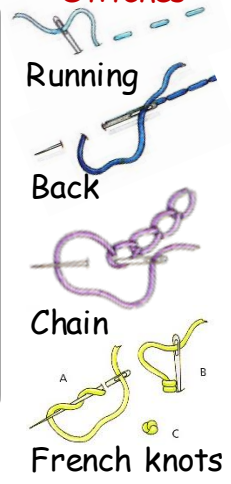
**Subject Specific-Keywords:**

- Processes** - cutting, tacking, machine sewing, hand embroidery
- Equipment** - fabric shears, pinking shears, pins, needles, ruler, tape measure, iron, thread, sewing machine, unpicker
- Materials** - cotton, felt
- Sewing machine** - spool, pressure foot, pressure foot lever, foot pedal, stitch length, stitch width, needle, bed plate, feed dog, hand wheel

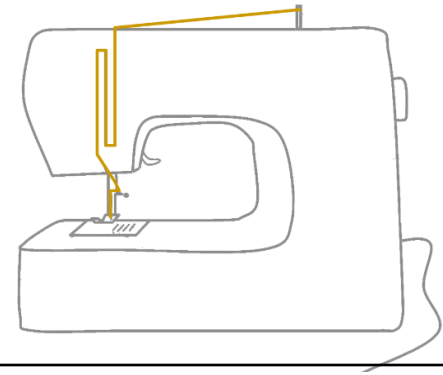
**Stress Chicken Project**



**Hand Embroidery Stitches**



**How to thread the sewing machine**



**Textiles Equipment**



**Sewing Machine**



**Health & Safety**

**Iron Safety**

1. Do not touch the hot plate
2. Check for damage to the iron and wires
3. Always switch off after use
4. Stand up when not using, don't leave the hot plate down
5. Check on the correct temperature before using

**Subject Specific-Keywords:**

**Processes** - polyfusion, ironing, cutting, pinning, tacking, hem, seam, zip insertion

**Equipment** - fabric shears, pinking shears, pins, needles, ruler, iron, thread, sewing machine, unpicker

**Materials** - plastic bags, zip, thread

**Sewing machine** - spool, pressure foot, pressure foot lever, foot pedal, stitch length, stitch width, needle, bed plate, feed dog, hand wheel

**Videos links for the project**

How to make polyfusion:

<http://blip.tv/etsy/etsy-how-to-fuse-plastic-bags-586677>

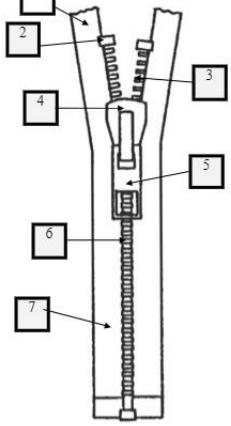
Sewing a zip:

<https://www.youtube.com/watch?v=PA14w12mrL4>

Sewing the pencil case together:

<https://www.youtube.com/watch?v=YEhhNcamSM>

**Parts of a zip**



- 1) Tape Ends
- 2) Top Stop
- 3) Teeth
- 4) Slider
- 5) Pull Tab
- 6) Chain
- 7) Bottom Stop

**Polyfusion Pencil Case Project**



**Textiles Equipment**



Iron



Paper scissors



Tape measure



Pinking shears



Needle



Ruler



Fabric shears



Pins



Unpicker

**Sewing Machine**

