

Kettlethorpe HIGH SCHOOL

Year 8

Knowledge Organiser Booklet

Name:

Tutor:



THINK PINK!

If you see **PINK** in your books,
make the corrections.

Capital letters

- sentence **starts**
- proper **nouns**
- the word 'I'

Commas

- to separate three or more items in **a list**
- use a **pair of commas** when you are **inserting extra information** in the middle of the sentence
 - use **after an adverbial**

Before sunrise, Zac ate his breakfast.

Apostrophes

- to show that a letter or **letters are missing**: *I'm - haven't - don't*
- to show **something belongs to something else**: *The parents' meeting lasted an hour.*

1. Have you carefully reread your work?
2. Have you checked to see if you accidentally made any mistakes?
3. Are you proud of your work?

Common mistakes

There refers to a place or idea.
Their shows belonging.
They're is short for 'they are'.

use **should have** - not 'should of'
use **could have** - not 'could of'
use **would have** - not 'would of'

Spelling


- use **the dictionary**
- make sure to use **subject specific vocabulary**

APPLY THE RULES. **B**E CONSISTENT. **C**HECK FOR ACCURACY.

WWW - Descriptive comment on what went well

EBI - Descriptive comment saying your work would be even better if

Punctuation



to introduce extra info



to link connected sentences



You only need one!




to leave a trailing thought...



to end a sentence



to add/separate information



to add extra information



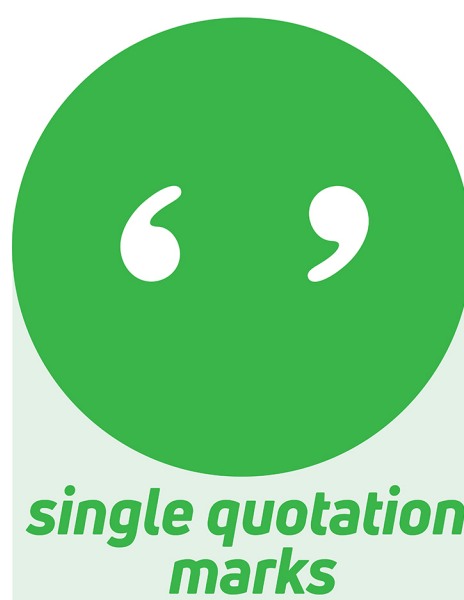
to add/separate information



for omission or possession



“Are you listening?”



to include quotes



at the end of a question

Do you know your roots?

Literacy

LASTS...

-scop-

root meaning **'to see'**

sub-

prefix meaning **'under'**

hypo-

prefix meaning **'below'**

ex-

prefix meaning **'out of'**

con-

prefix meaning **'with'**

-logy

suffix meaning **'study of'**

-graph-

root meaning **'writing'**

-bio-

root meaning **'life'**

-techn-

root meaning **'art / skill'**

micro-

prefix meaning **'small'**

-chron-

root meaning **'time'**

-phon-

root meaning **'sound'**

Design brief

Design and make a prototype cushion that shows design influences from one of the following cultures:

AFRICAN, EGYPTIAN, ABORIGINAL

Your cushion must:

- Have a tie and dye background
- Embellished with a stencil and further surface decoration
- Be approx. 36cm x 36cm in size
- Suitable fastening

Techniques
 Printing Button Buttonhole
 Embellishment
 Tie dye Seam Hem

Culture Cushion Project



Subject Specific-Keywords:

Processes - hem, seam, button holes, tacking, machine sewing, hand embroidery, printing - stencilling/block, tie dyeing, construction, embellishment

Equipment - fabric shears, pinking shears, pins, needles, ruler, tape measure, iron, thread, sewing machine, unpicker, embroidery scissors

Materials/components - cotton, thread, felt, buttons, sequins, paint, dye, card, plastazote,

Sewing machine - straight stitch, zig zag stitch, button hole stitch

Embellishment/Construction Techniques - appliqué, hand embroidery, sequin and bead work, hem, seam, button and button hole

Choice of Culture Themes



African



Egyptian



Aboriginal