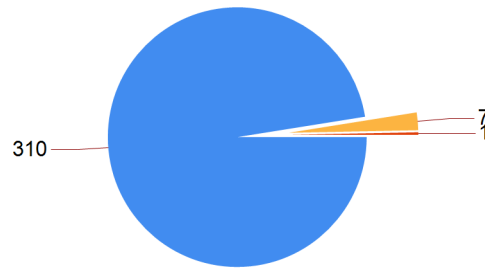


Year 11 Activity Survey Analysis

Kettlethorpe High School

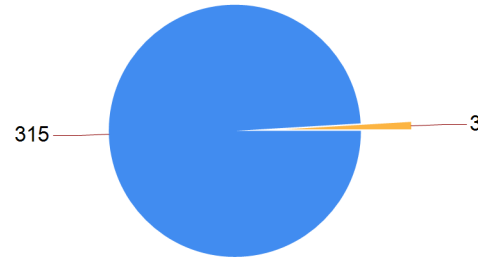
Meeting the Duty to Participate

	No. of Clients	%
Meeting the Duty to Participate	310	97.5%
Not Participating	7	2.2%
Temporary Break from Learning	1	0.3%
Total	318	



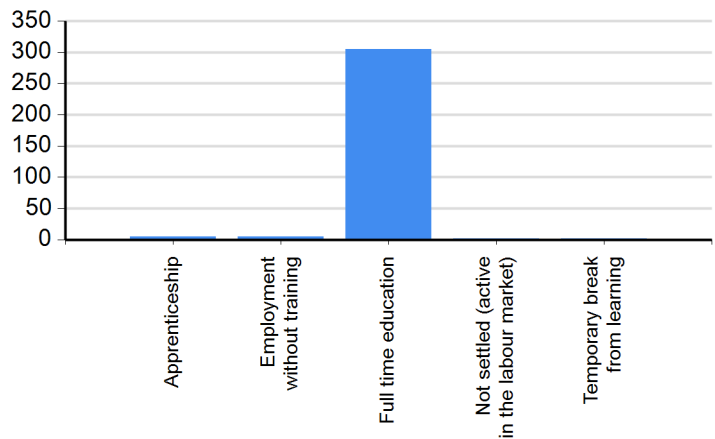
NEET Outcomes

	No. of Clients	%
EET	315	99.1%
NEET	3	0.9%
Total	318	



DfE Destination Groups

	No. of Clients	%
Apprenticeship	5	1.6%
Employment without training	5	1.6%
Full time education	305	95.9%
Not settled (active in the labour market)	2	0.6%
Temporary break from learning	1	0.3%
Total	318	



List of Destinations

	No. of Clients	%
2.01 School Sixth Form	2	0.6%
2.02 Sixth Form College	132	41.5%
2.03 Further Education	170	53.5%
2.08 Educated at Home (Post 16)	1	0.3%
3.07 Apprenticeships	5	1.6%
3.11 Employment with non-accredited training	5	1.6%
5.01 Seeking employment - educ or trng only	2	0.6%
5.07 Teenage parents	1	0.3%
Total	318	

Of those remaining in Sixth Form...

	No. of Clients	%
...chose to attend a different school	2	100.0%
Total	2	