

Kettlethorpe HIGH SCHOOL

Knowledge Organiser Strategy Booklet

(Year 11)



“Knowledge is of no value, unless you put it into practice”

Name:

Tutor group:



Introduction

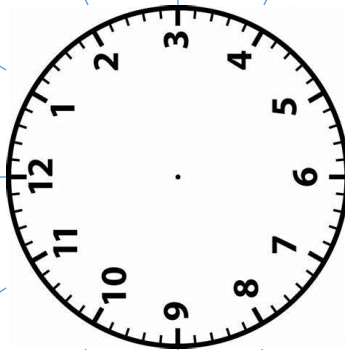
This strategy booklet is to be used alongside your Knowledge Organiser exercise book, to help you develop your revision techniques.

Retrieval practice is a powerful tool for improving learning. Through the act of retrieval, or calling information to mind, our memory for that information is strengthened and forgetting is less likely to occur.

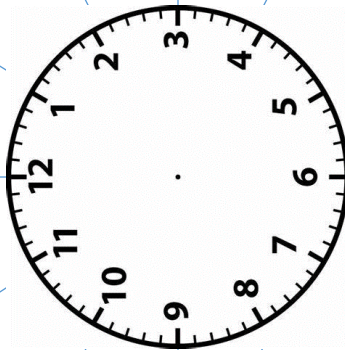
There are 20 strategies that you can try for your revision. Have a go at each one and see which one suits your individual needs. You may like some strategies more than others and may want to use it again and again for different subjects.

As well as the strategy booklet, you have been given an exercise book in which you are able to create your own strategies for revision, to embed knowledge even further. You will be encouraged to use this book within your lessons for low stakes testing and any other revision you may be asked to do.

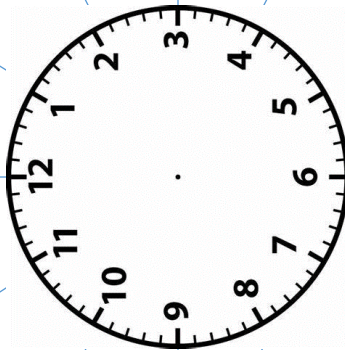
Subject selected:



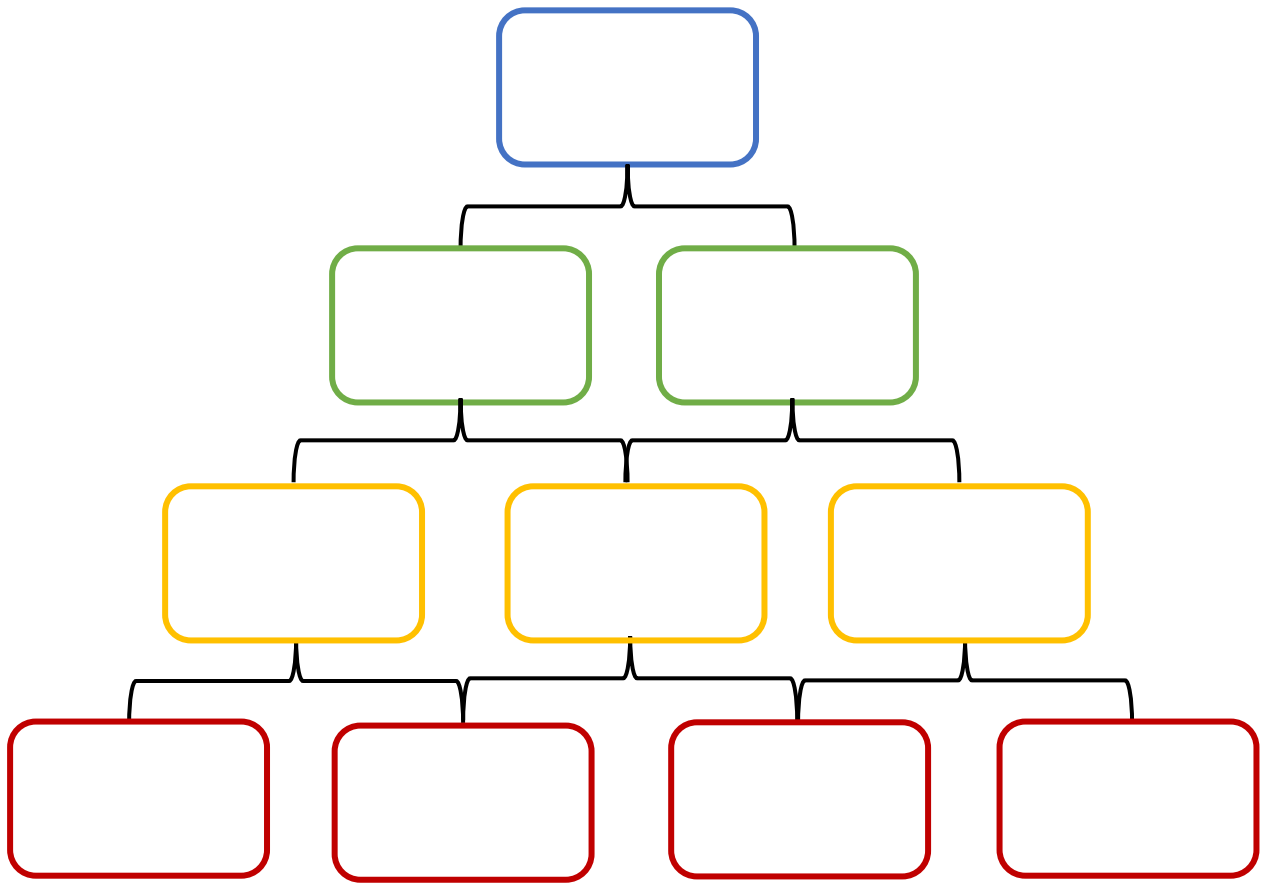
Subject selected:



Subject selected:



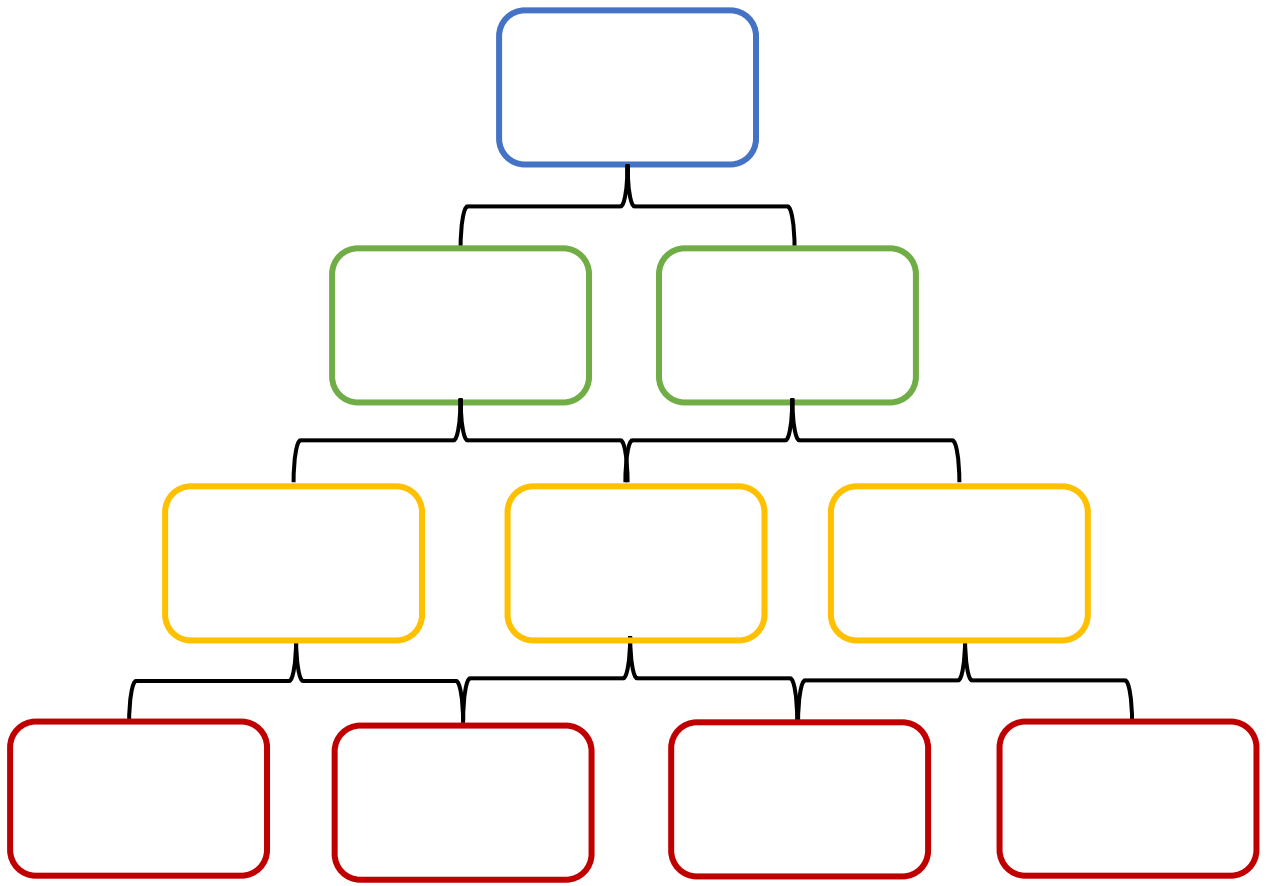
Subject selected:



Why? _____

"Knowledge is of no value, unless you put it into practice"

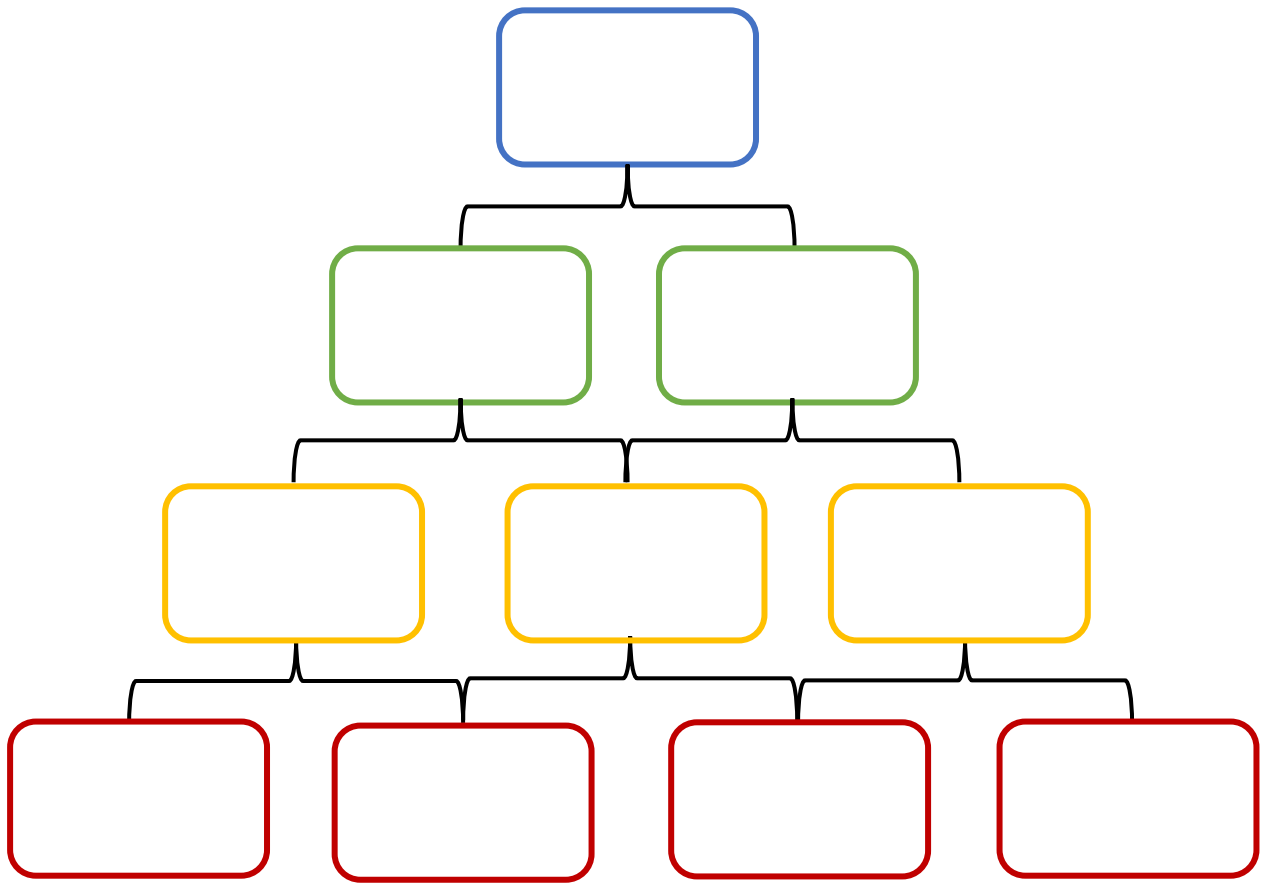
Subject selected:



Why? _____

"Knowledge is of no value, unless you put it into practice"

Subject selected:



Why? _____

BIG Questions: [Topic] These four questions are key to understanding today's lesson. **Starter:** add your ideas. **Demonstrate:** add your answers.

Big question 1:

Ideas:

Answer:

Big question 2:

Ideas:

Answer:

Big question 3:

Ideas:

Answer:

Big question 4:

Ideas:

Answer:

BIG Questions: [Topic] These four questions are key to understanding today's lesson. **Starter:** add your ideas. **Demonstrate:** add your answers.

Big question 1:

Ideas:

Answer:

Big question 2:

Ideas:

Answer:

Big question 3:

Ideas:

Answer:

Big question 4:

Ideas:

Answer:

BIG Questions: [Topic] These four questions are key to understanding today's lesson. **Starter:** add your ideas. **Demonstrate:** add your answers.

Big question 1:

Ideas:

Answer:

Big question 2:

Ideas:

Answer:

Big question 3:

Ideas:

Answer:

Big question 4:

Ideas:

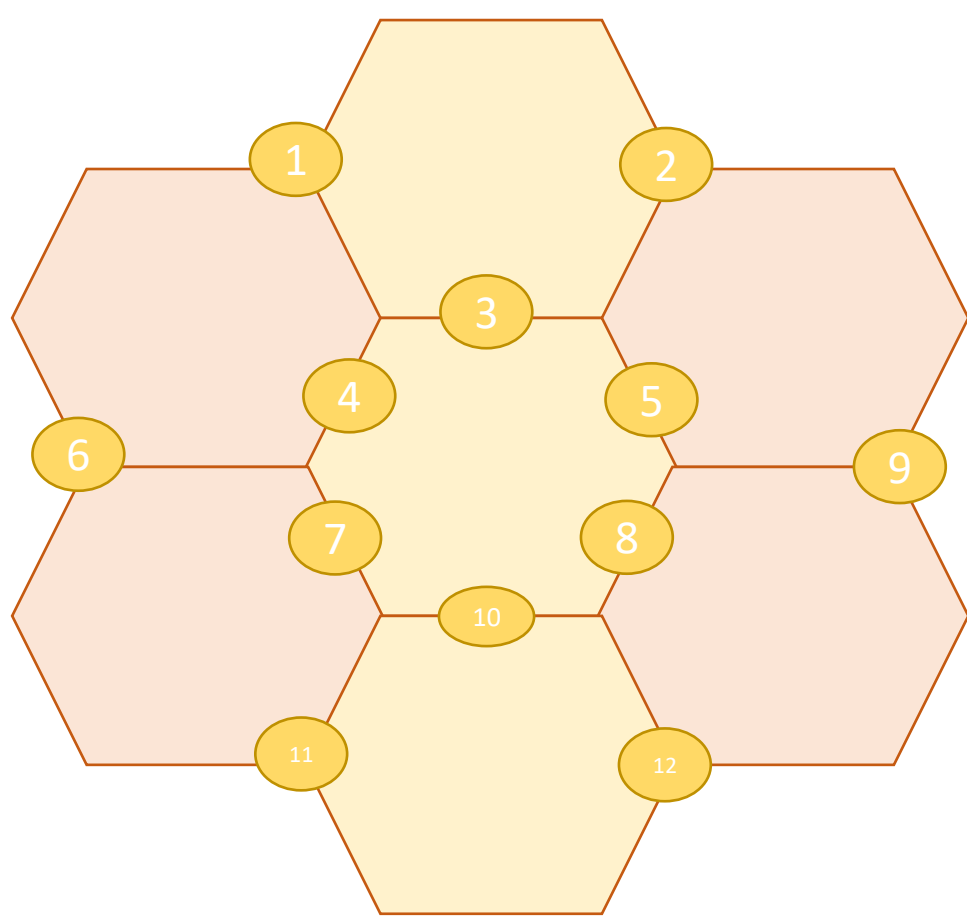
Answer:

“Knowledge is of no value, unless you put it into practice”

“Knowledge is of no value, unless you put it
into practice”

“Knowledge is of no value, unless you put it
into practice”

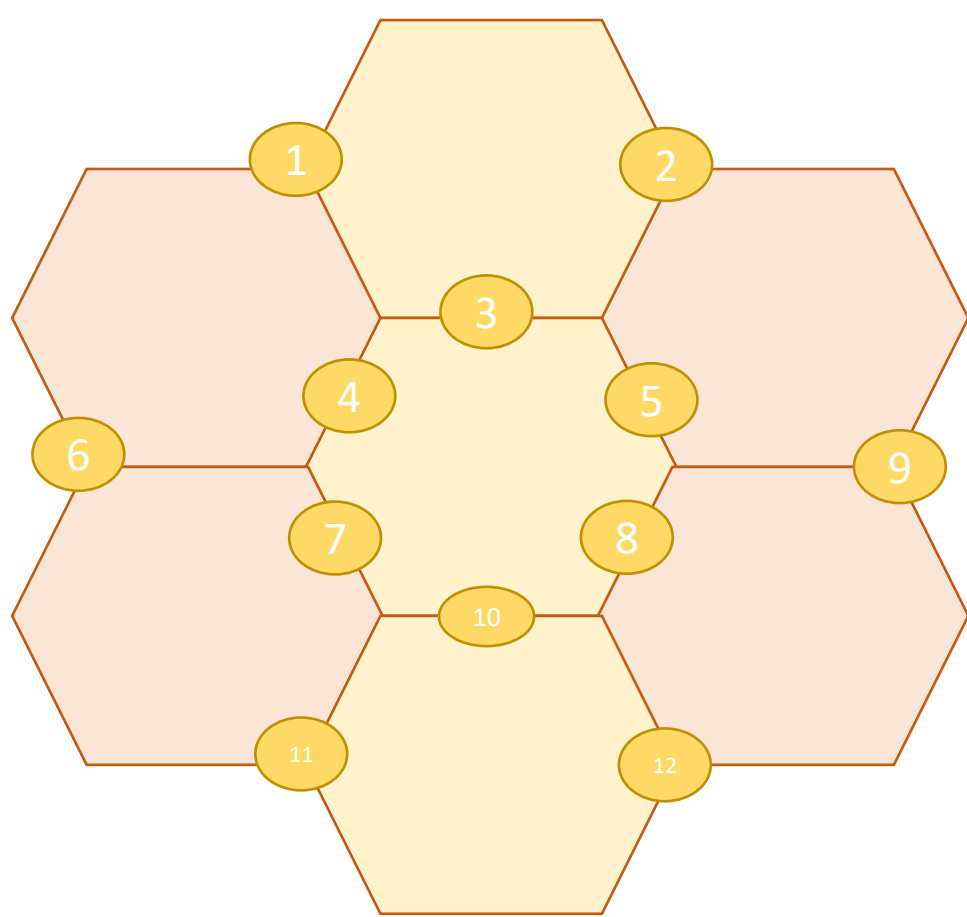
Subject selected:



Link number	Key words	What's the link?
1		
2		
3		
4		
5		
6		
7		
8		
9		
10		
11		
12		

"knowledge is of no value, unless you put it into practice"

Subject selected:



Link number	Key words	What's the link?
1		
2		
3		
4		
5		
6		
7		
8		
9		
10		
11		
12		

"knowledge is of no value, unless you put it into practice"

Subject selected:

<i>Keyword</i>	<i>Definition</i>	<i>How can I use the key word correctly in a sentence?</i>	<i>How can I create a question where the keyword is the answer?</i>	<i>How can I draw a diagram to show the keyword?</i>	<i>How can I use other keywords linked to this keyword?</i>

“Knowledge is of no value, unless you put it into practice”

Subject selected:


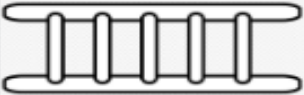
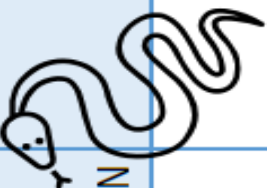

<i>Keyword</i>	<i>Definition</i>	<i>How can I use the key word correctly in a sentence?</i>	<i>How can I create a question where the keyword is the answer?</i>	<i>How can I draw a diagram to show the keyword?</i>	<i>How can I use other keywords linked to this keyword?</i>

“Knowledge is of no value, unless you put it into practice”

Subject selected:

<i>Keyword</i>	<i>Definition</i>	<i>How can I use the key word correctly in a sentence?</i>	<i>How can I create a question where the keyword is the answer?</i>	<i>How can I draw a diagram to show the keyword?</i>	<i>How can I use other keywords linked to this keyword?</i>

“Knowledge is of no value, unless you put it into practice”

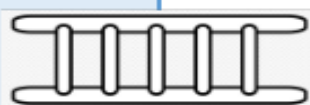
<p>START</p>	<p>Describe...</p> 	<p>Describe...</p>	<p>Describe...</p>
<p>Name...</p> 	<p>Describe...</p>	<p>Describe...</p>	<p>Describe...</p>
<p>Name...</p> 	<p>Describe...</p>	<p>Describe...</p>	<p>Describe...</p>
<p>Name...</p>	<p>Describe...</p> 	<p>Describe...</p>	<p>Describe...</p>

FINISH

Suggest...


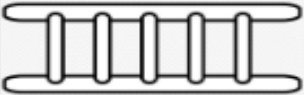
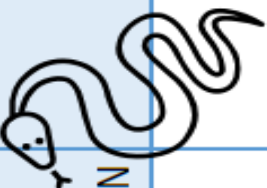



Compare...



Compare...

“Knowledge is of no value, unless you put it into practice”

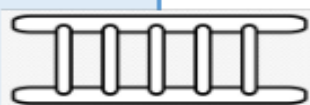
<p>START</p>	<p>Describe...</p> 	<p>Describe...</p>	<p>Describe...</p>
<p>Name...</p> 	<p>Describe...</p>	<p>Describe...</p>	<p>Describe...</p>
<p>Name...</p> 	<p>Describe...</p>	<p>Describe...</p>	<p>Describe...</p>
<p>Name...</p>	<p>Describe...</p> 	<p>Describe...</p>	<p>Describe...</p>

FINISH

Suggest...


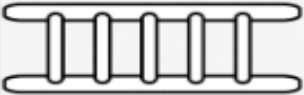
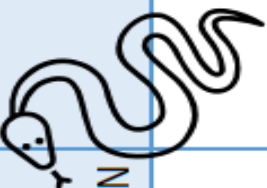



Compare...



Compare...

“Knowledge is of no value, unless you put it into practice”

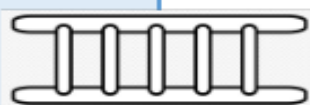
<p>START</p>	<p>Describe...</p> 	<p>Describe...</p>	<p>Describe...</p>
<p>Name...</p> 	<p>Describe...</p>	<p>Describe...</p>	<p>Describe...</p>
<p>Name...</p> 	<p>Describe...</p>	<p>Describe...</p>	<p>Describe...</p>
<p>Name...</p>	<p>Describe...</p> 	<p>Describe...</p>	<p>Describe...</p>

FINISH

Suggest...



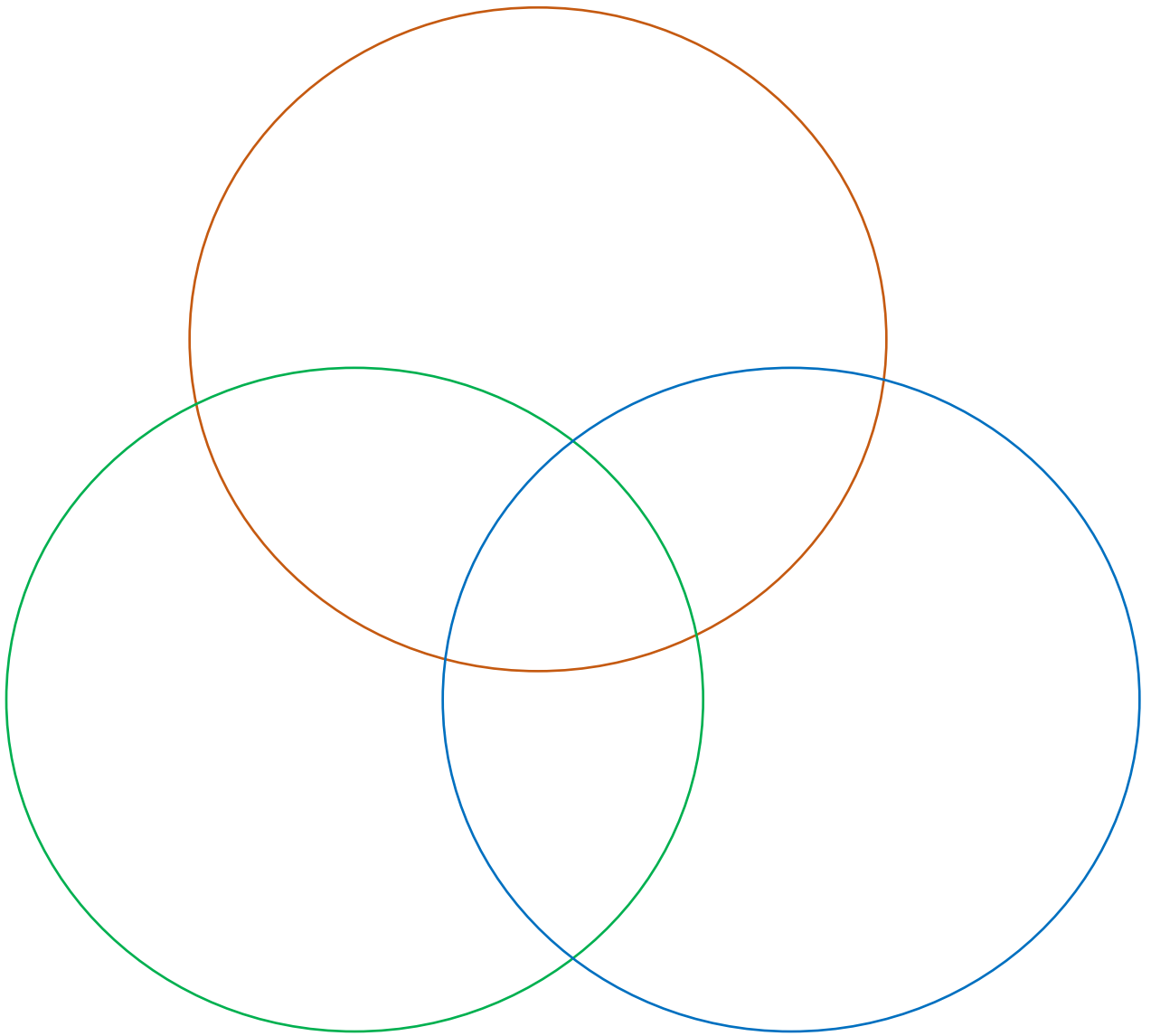
Compare...



Compare...

“Knowledge is of no value, unless you put it into practice”

Subject selected:



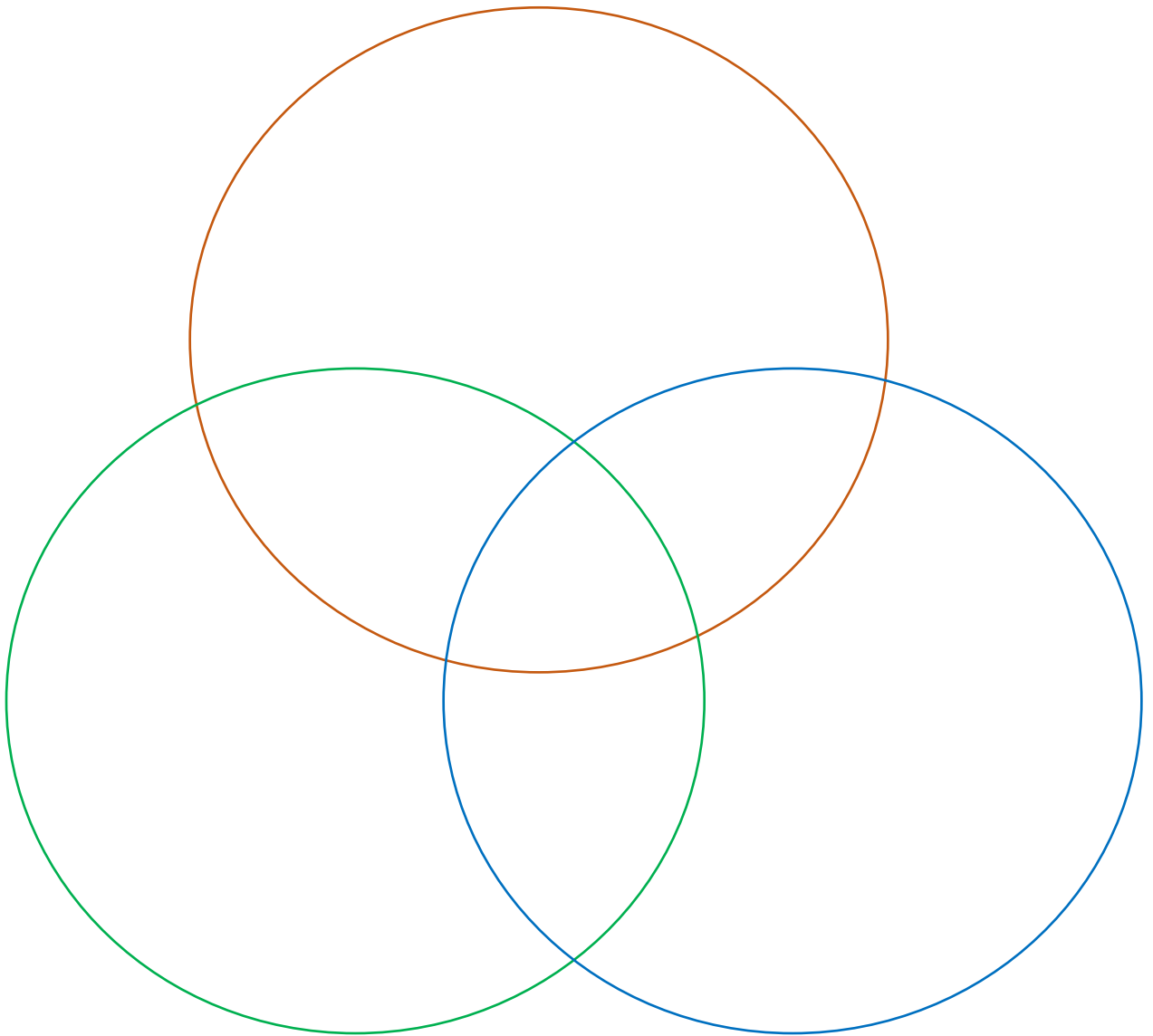
Key ideas:

-
-
-
-
-
-
-
-
-
-

Justifications and explanations:

“Knowledge is of no value, unless you put it into practice”

Subject selected:



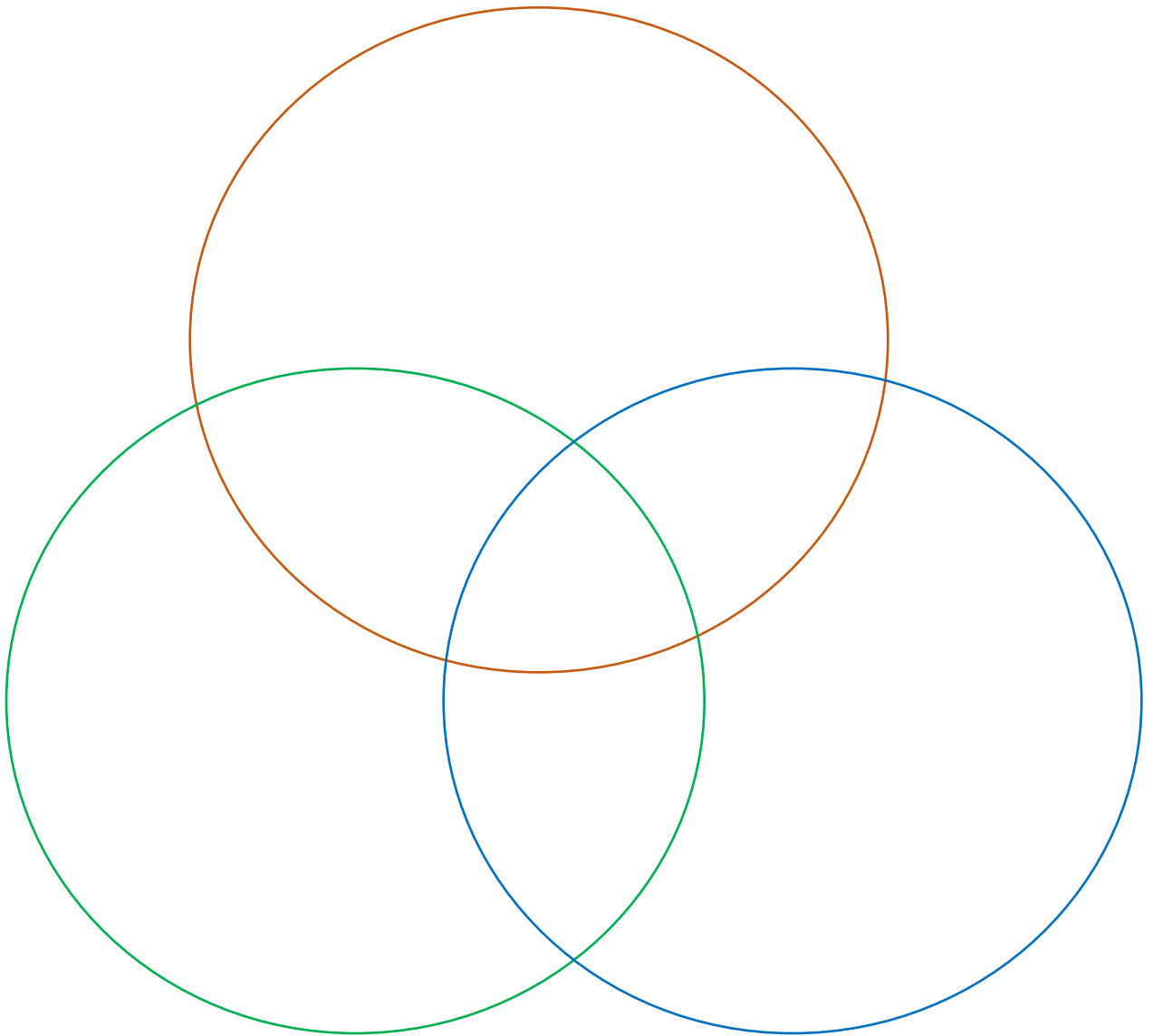
Key ideas:

-
-
-
-
-
-
-
-
-
-

Justifications and explanations:

“Knowledge is of no value, unless you put it into practice”

Subject selected:



Key ideas:

-
-
-
-
-
-
-
-
-
-

Justifications and explanations:

“Knowledge is of no value, unless you put it into practice”

1. What is the question asking me about (content)?

2. Have you seen this question or topic before (context)? Where?

3. List and describe the command words from the question:

8. What common errors or misconceptions might I make?

4. List and describe the key words contained in the question:

7. What do I already know about this task?

6. Are there any structures or principles I have to remember? (i.e.: "*because...therefore...so that...*")

5. If there is a picture or diagram, what key information can you gather from it?



1. What is the question asking me about (content)?

2. Have you seen this question or topic before (context)? Where?

3. List and describe the command words from the question:

8. What common errors or misconceptions might I make?

4. List and describe the key words contained in the question:

7. What do I already know about this task?

6. Are there any structures or principles I have to remember? (i.e.: "*because...therefore...so that...*")

5. If there is a picture or diagram, what key information can you gather from it?



1. What is the question asking me about (content)?

2. Have you seen this question or topic before (context)? Where?

3. List and describe the command words from the question:

8. What common errors or misconceptions might I make?

4. List and describe the key words contained in the question:

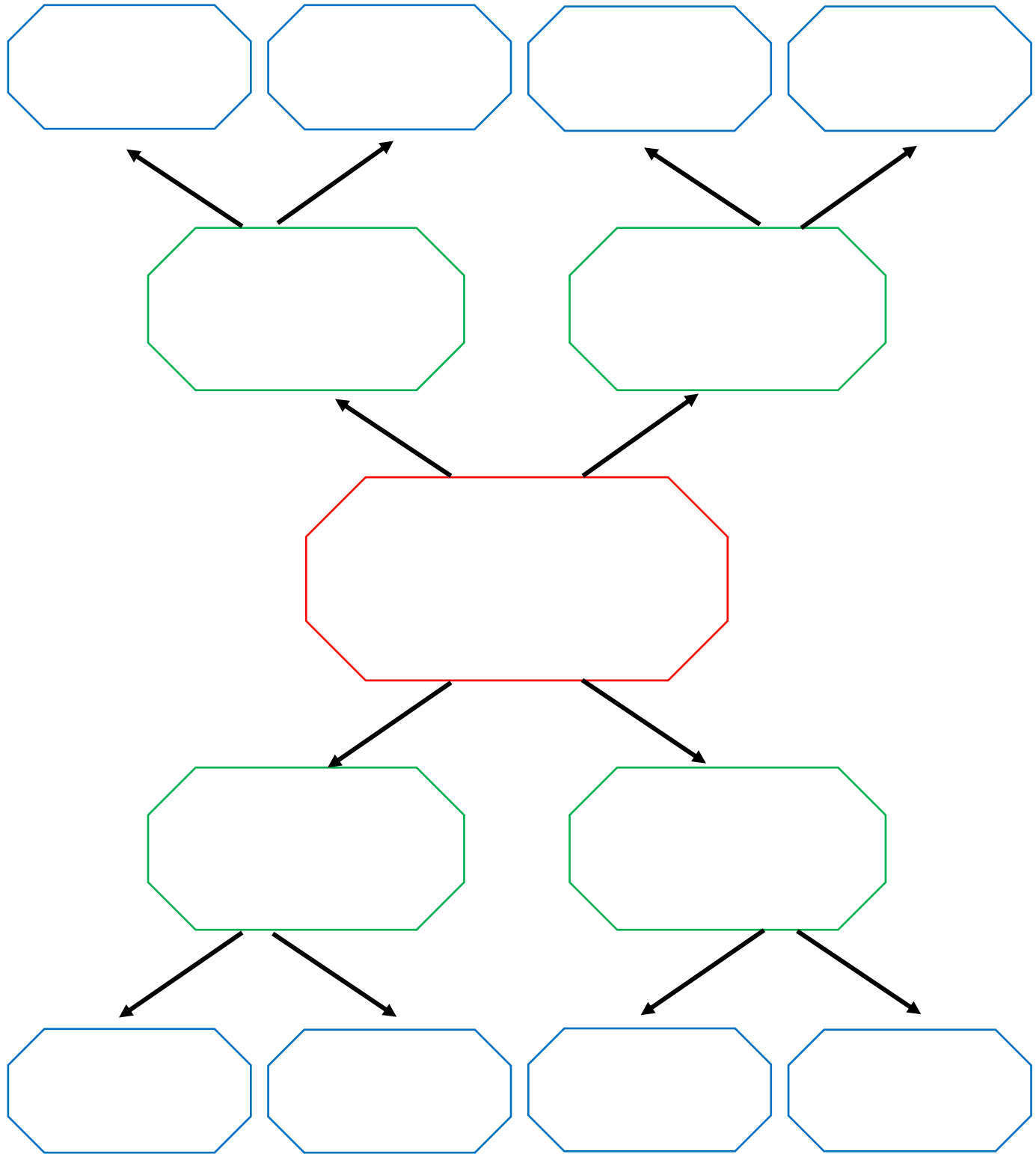
7. What do I already know about this task?

6. Are there any structures or principles I have to remember? (i.e.: "*because...therefore...so that...*")

5. If there is a picture or diagram, what key information can you gather from it?

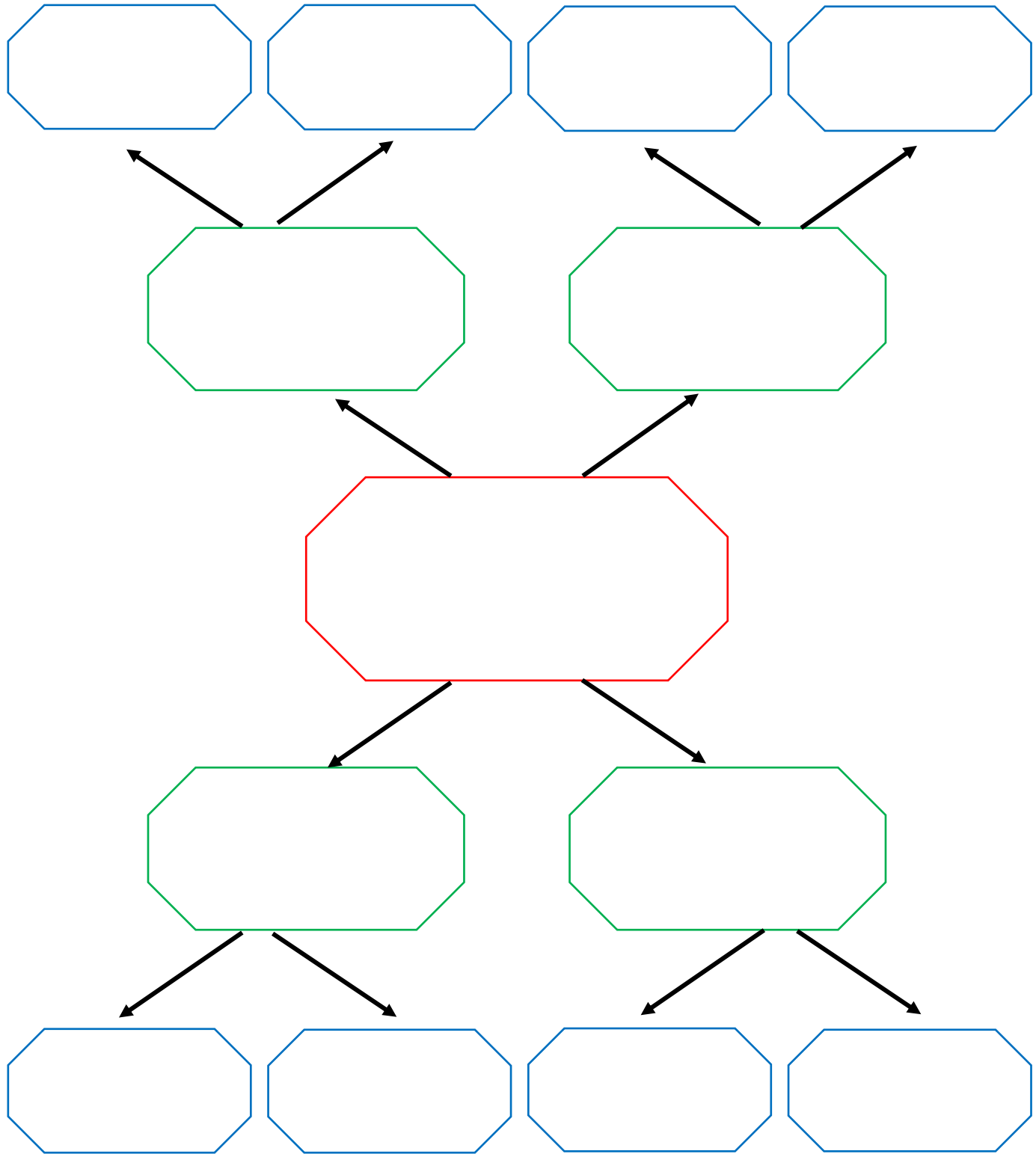


Subject selected:



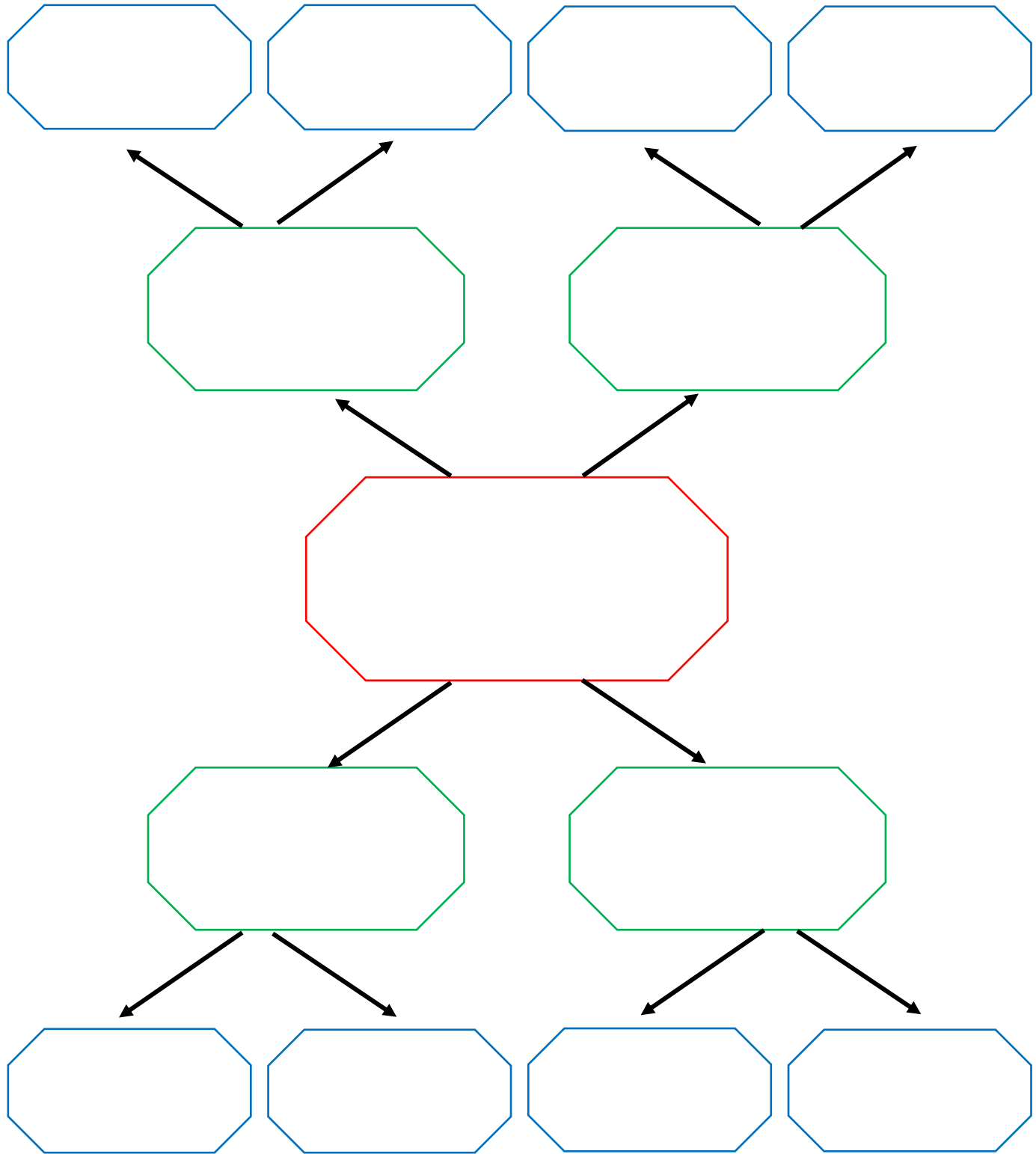
“Knowledge is of no value, unless you put it into practice”

Subject selected:



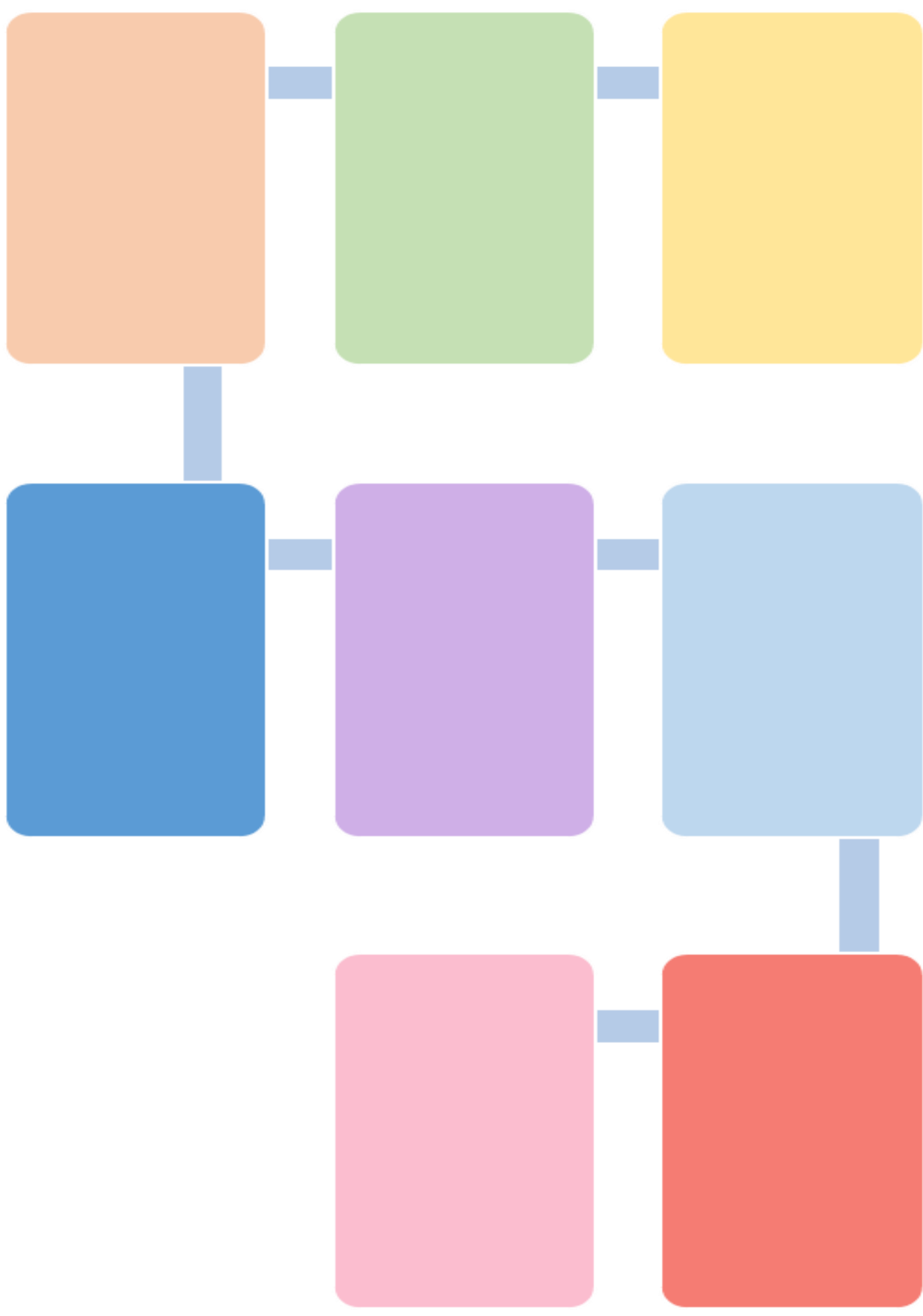
“Knowledge is of no value, unless you put it into practice”

Subject selected:



“Knowledge is of no value, unless you put it into practice”


Subject selected:




"Knowledge is of no value, unless you put it into practice"

Subject selected:


For this topic, reduce the lesson or topic content in to 8 bullet points.

A row of eight vertical, rounded rectangular boxes, each intended for a single bullet point of content.

From this information, prioritise the knowledge in to up to 5 key points.


A row of five vertical, rounded rectangular boxes, each intended for a single key point of knowledge.

Now, explain why you think this.


A large, wide, rounded rectangular box intended for a detailed explanation of the key points.

Subject selected:


For this topic, reduce the lesson or topic content in to 8 bullet points.

A row of eight vertical, rounded rectangular boxes, each intended for a single bullet point of content.

From this information, prioritise the knowledge in to up to 5 key points.


A row of five vertical, rounded rectangular boxes, each intended for a key point.

Now, explain why you think this.


A large, wide, rounded rectangular box intended for a detailed explanation.

Subject selected:


For this topic, reduce the lesson or topic content in to 8 bullet points.

A row of eight vertical, rounded rectangular boxes with blue outlines, intended for writing eight bullet points.

From this information, prioritise the knowledge in to up to 5 key points.

A row of five vertical, rounded rectangular boxes with blue outlines, intended for writing up to five key points.

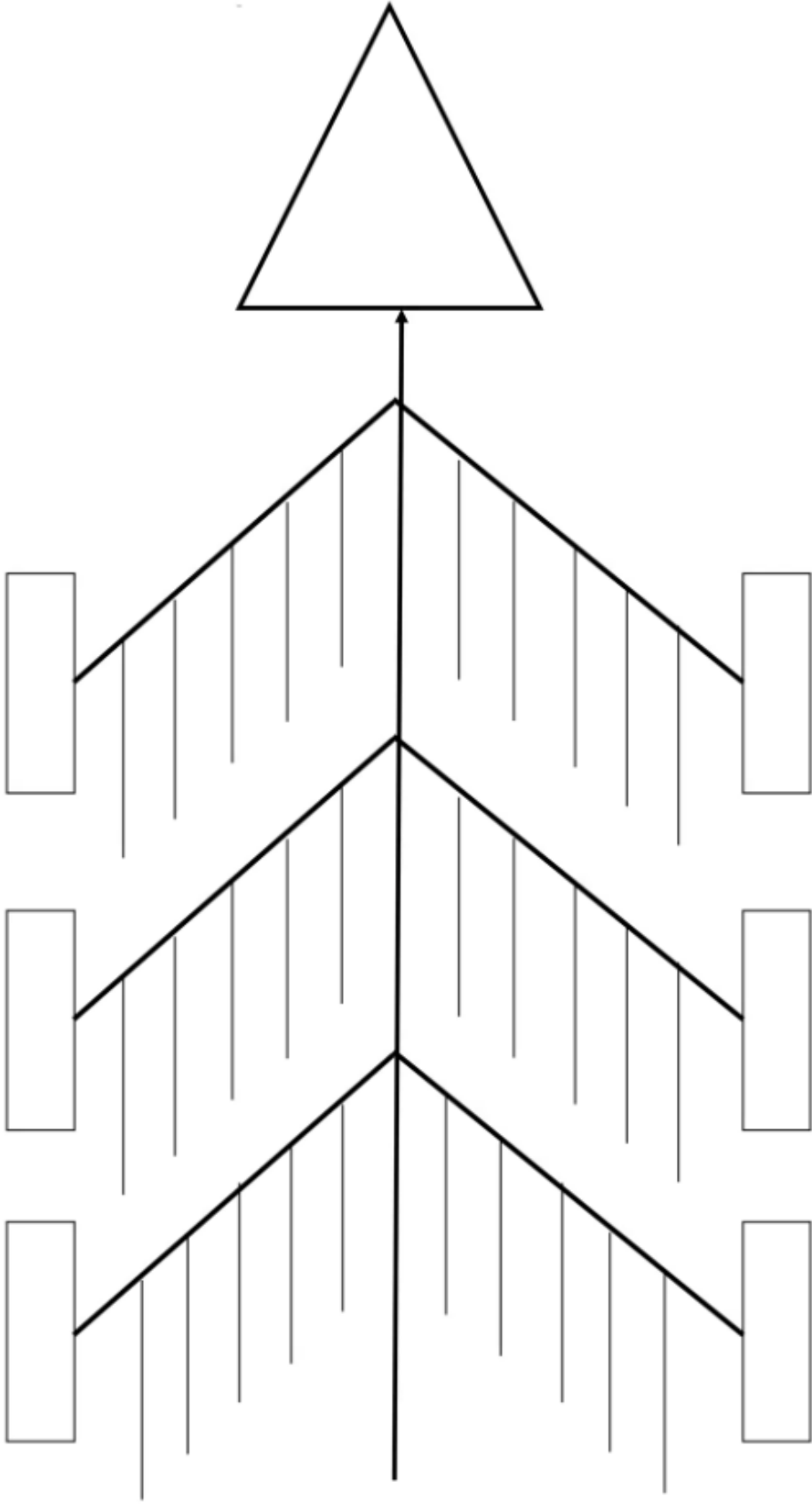
Now, explain why you think this.

A large, rounded rectangular box with a blue outline, intended for writing an explanation.

“Knowledge is of no value, unless you put it into practice”



Fish Bone

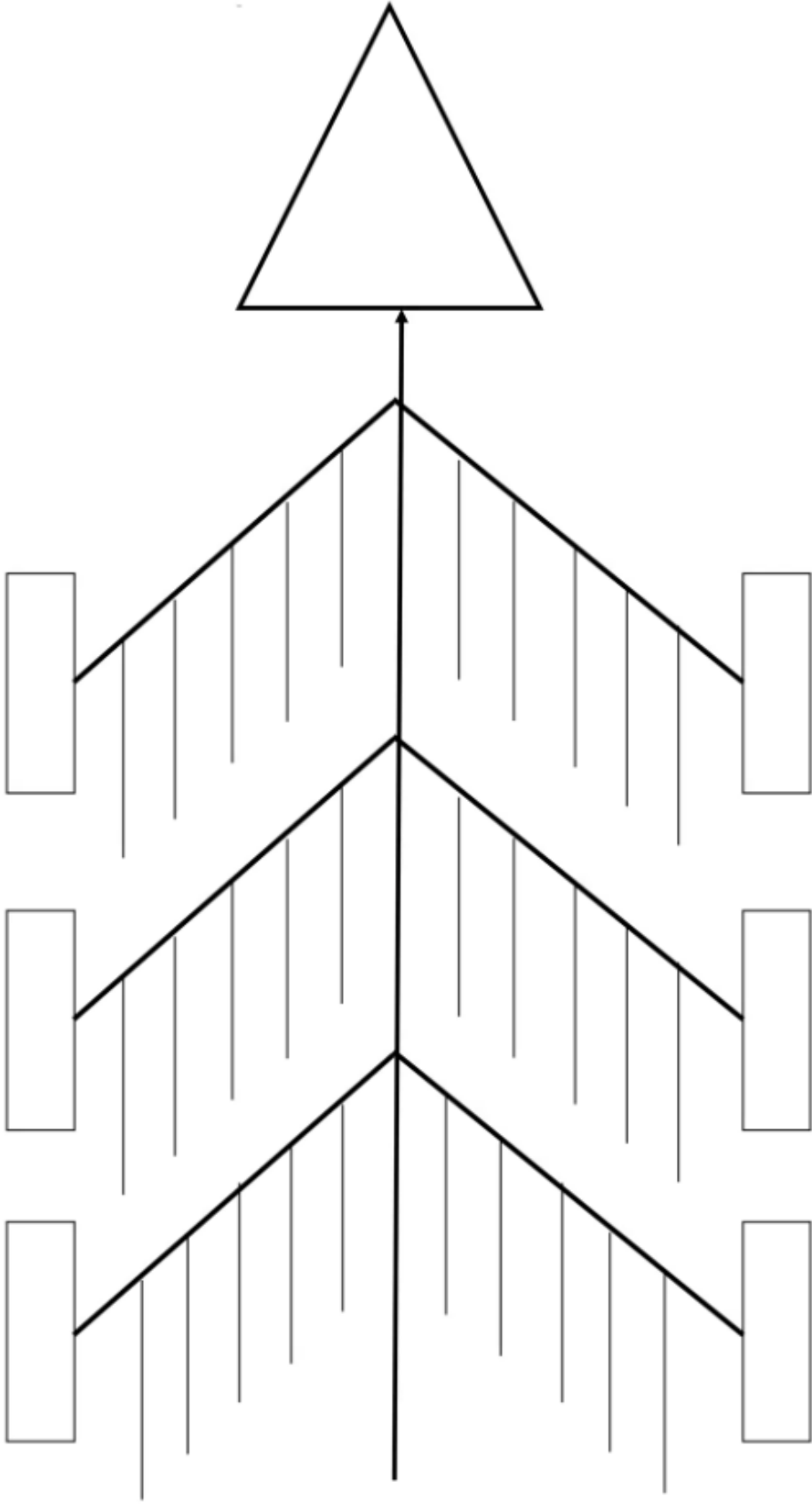


When summarising a topic or when investigating multiple cause and effects or when collating factors associated with a complex topic and how they interrelate.

“Knowledge is of no value, unless you put it into practice”



Fish Bone

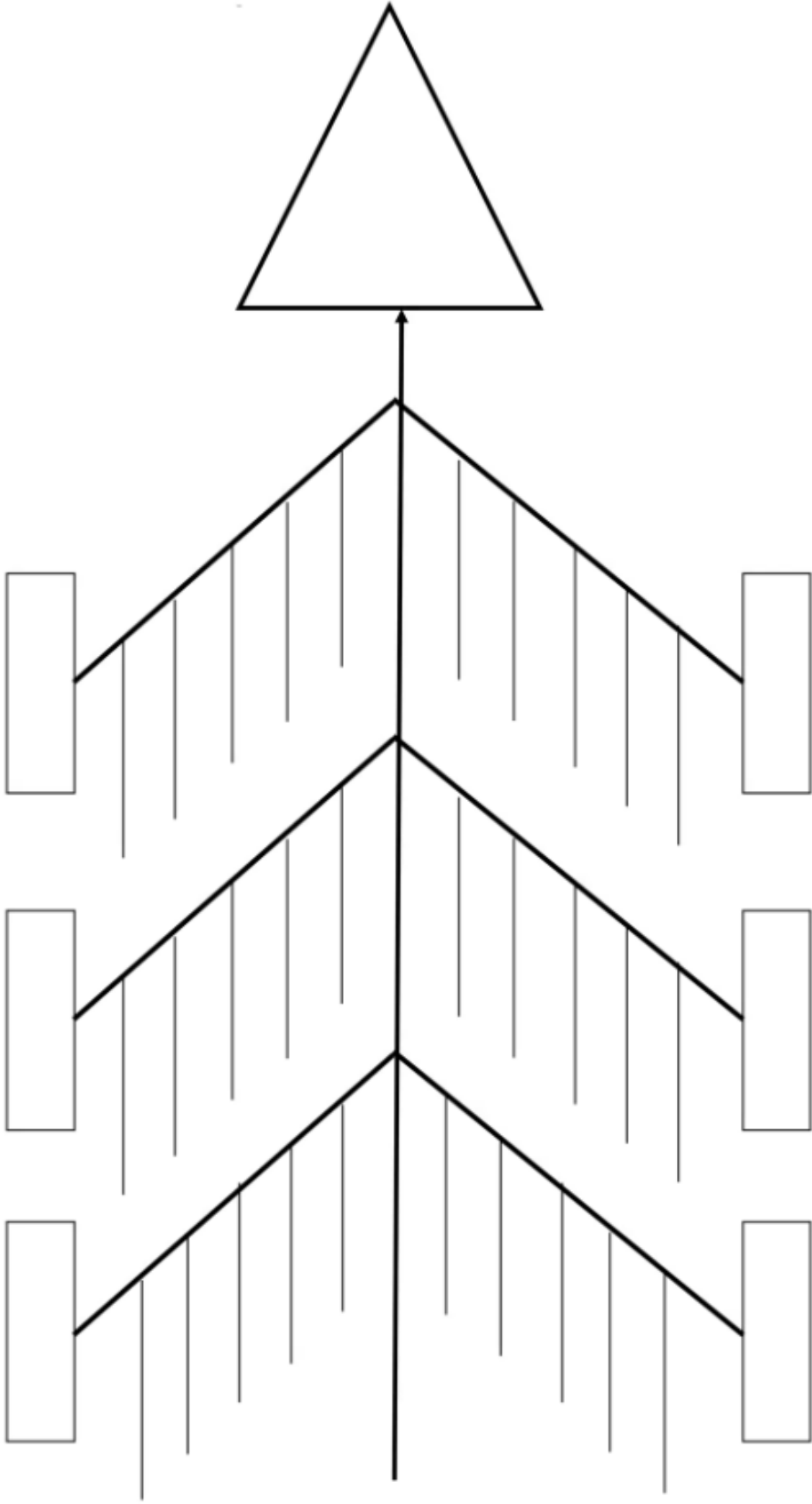


When summarising a topic or when investigating multiple cause and effects or when collating factors associated with a complex topic and how they interrelate.

“Knowledge is of no value, unless you put it into practice”



Fish Bone



When summarising a topic or when investigating multiple cause and effects or when collating factors associated with a complex topic and how they interrelate.

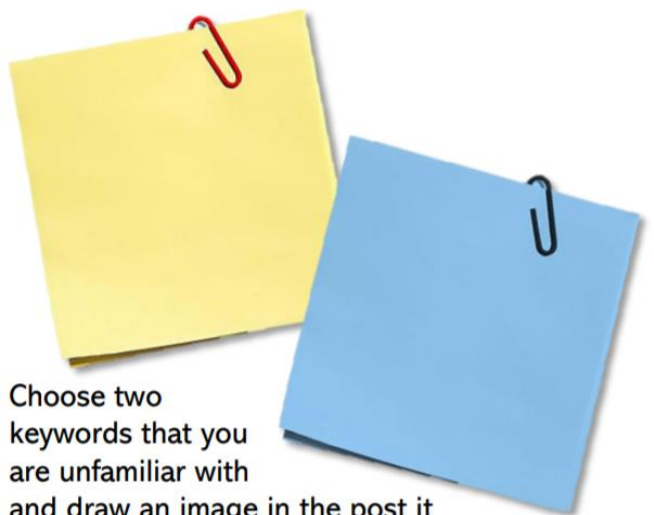
“Knowledge is of no value, unless you put it into practice”

Subject selected:

Using your Knowledge Organiser, come up with at least 10 questions you could ask someone. You can then answer your question to embed your knowledge

Question	Answer
1.	
2.	
3.	
4.	
5.	
6.	
7.	
8.	
9.	
10	

**Which is the most important question from your 10.
Why do you feel this way?**



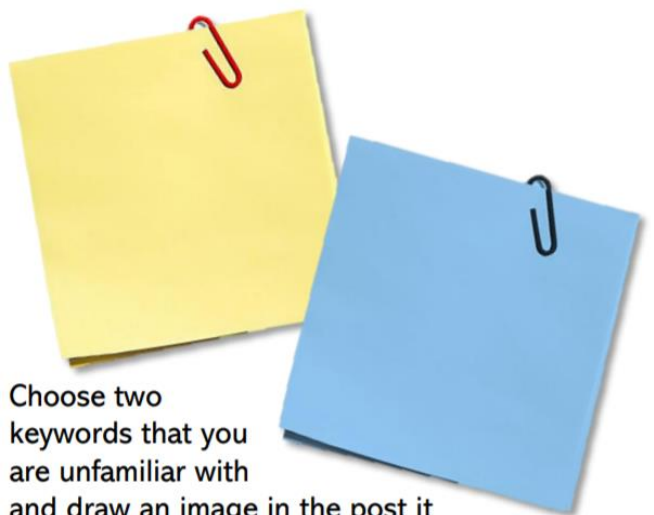
Choose two keywords that you are unfamiliar with and draw an image in the post it note to represent them.

Subject selected:

Using your Knowledge Organiser, come up with at least 10 questions you could ask someone. You can then answer your question to embed your knowledge

Question	Answer
1.	
2.	
3.	
4.	
5.	
6.	
7.	
8.	
9.	
10	

**Which is the most important question from your 10.
Why do you feel this way?**



Choose two keywords that you are unfamiliar with and draw an image in the post it note to represent them.

Subject selected:

Using your Knowledge Organiser, come up with at least 10 questions you could ask someone. You can then answer your question to embed your knowledge

Question	Answer
1.	
2.	
3.	
4.	
5.	
6.	
7.	
8.	
9.	
10	

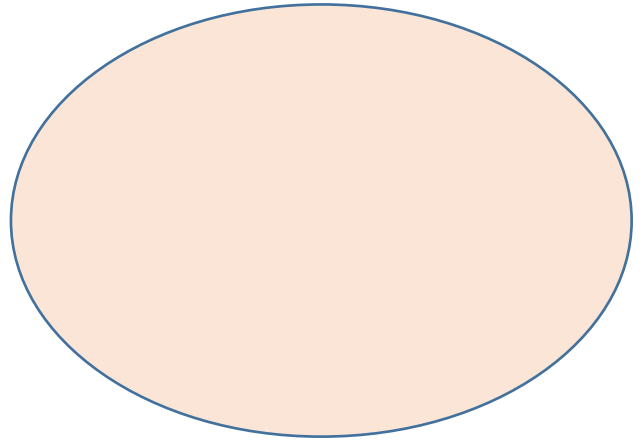

**Which is the most important question from your 10.
Why do you feel this way?**





Choose two keywords that you are unfamiliar with and draw an image in the post it note to represent them.

Subject selected:

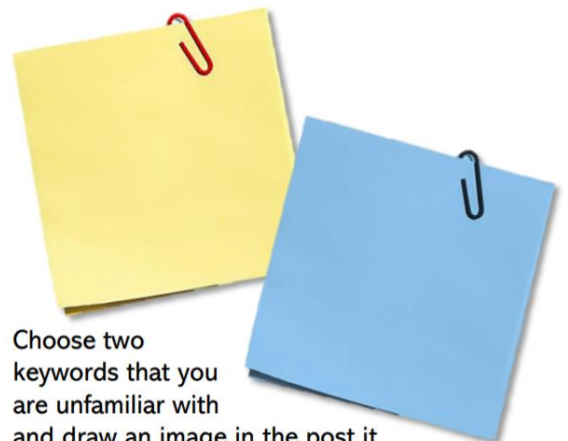
Use your Knowledge Organiser to separate the knowledge into 4 areas of focus



Areas of
focus



**Which are the most important pieces of
knowledge on your map?
Why do you feel this way?**

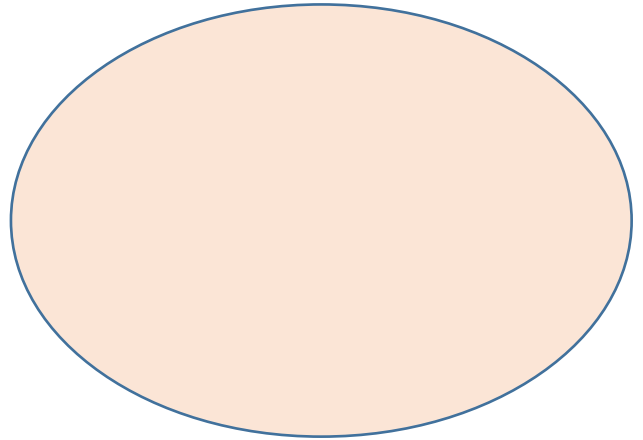



Choose two
keywords that you
are unfamiliar with
and draw an image in the post it
note to represent them.



“Knowledge is of no value, unless you put it
into practice”

Subject selected:

Use your Knowledge Organiser to separate the knowledge into 4 areas of focus



Areas of
focus



**Which are the most important pieces of
knowledge on your map?
Why do you feel this way?**

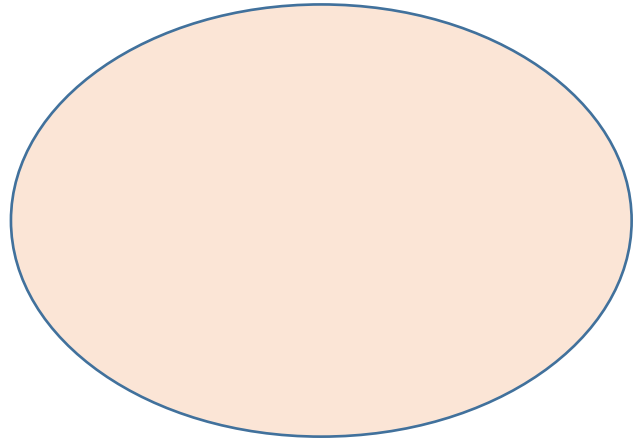



Choose two
keywords that you
are unfamiliar with
and draw an image in the post it
note to represent them.



“Knowledge is of no value, unless you put it
into practice”

Subject selected:

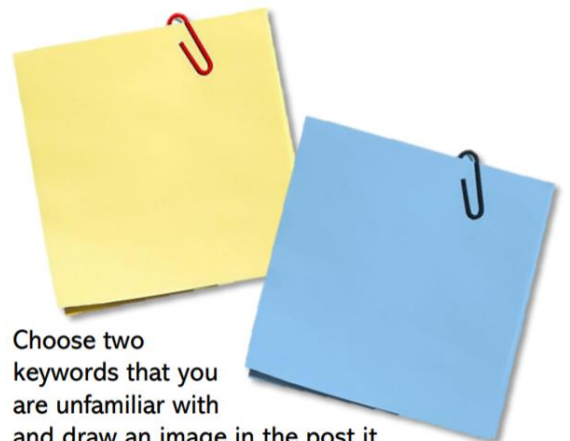
Use your Knowledge Organiser to separate the knowledge into 4 areas of focus



Areas of
focus



**Which are the most important pieces of
knowledge on your map?
Why do you feel this way?**

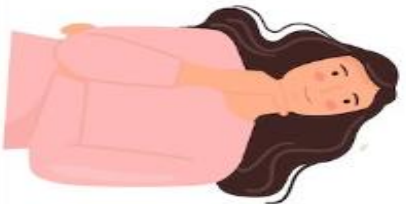


Choose two
keywords that you
are unfamiliar with
and draw an image in the post it
note to represent them.

“Knowledge is of no value, unless you put it
into practice”



Insert statement, fact or idea



Understanding can be demonstrated by your ability to use a piece of information that you have recalled. Use these simple connectives to link ideas together to show your deeper understanding of the topic.

because...

therefore...

however...

Handwriting practice area for the 'because...' connector, consisting of a light blue rounded rectangle with horizontal dashed lines.

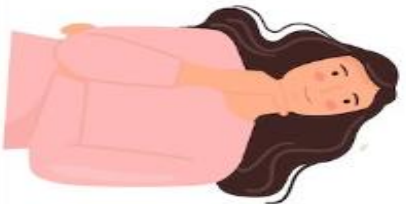
Handwriting practice area for the 'therefore...' connector, consisting of a light blue rounded rectangle with horizontal dashed lines.

Handwriting practice area for the 'however...' connector, consisting of a light blue rounded rectangle with horizontal dashed lines.





Insert statement, fact or idea



Understanding can be demonstrated by your ability to use a piece of information that you have recalled. Use these simple connectives to link ideas together to show your deeper understanding of the topic.

because...

therefore...

however...

Handwriting practice area for the 'because...' connector, consisting of a light blue rounded rectangle with horizontal dashed lines.

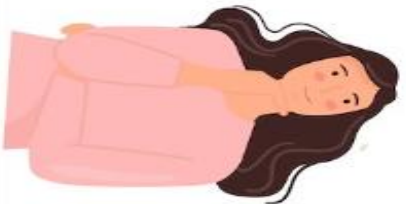
Handwriting practice area for the 'therefore...' connector, consisting of a light blue rounded rectangle with horizontal dashed lines.

Handwriting practice area for the 'however...' connector, consisting of a light blue rounded rectangle with horizontal dashed lines.





Insert statement, fact or idea



Understanding can be demonstrated by your ability to use a piece of information that you have recalled. Use these simple connectives to link ideas together to show your deeper understanding of the topic.

because...

therefore...

however...

Handwriting practice area for the 'because...' connector, featuring a large light blue rounded rectangle with horizontal dashed lines.



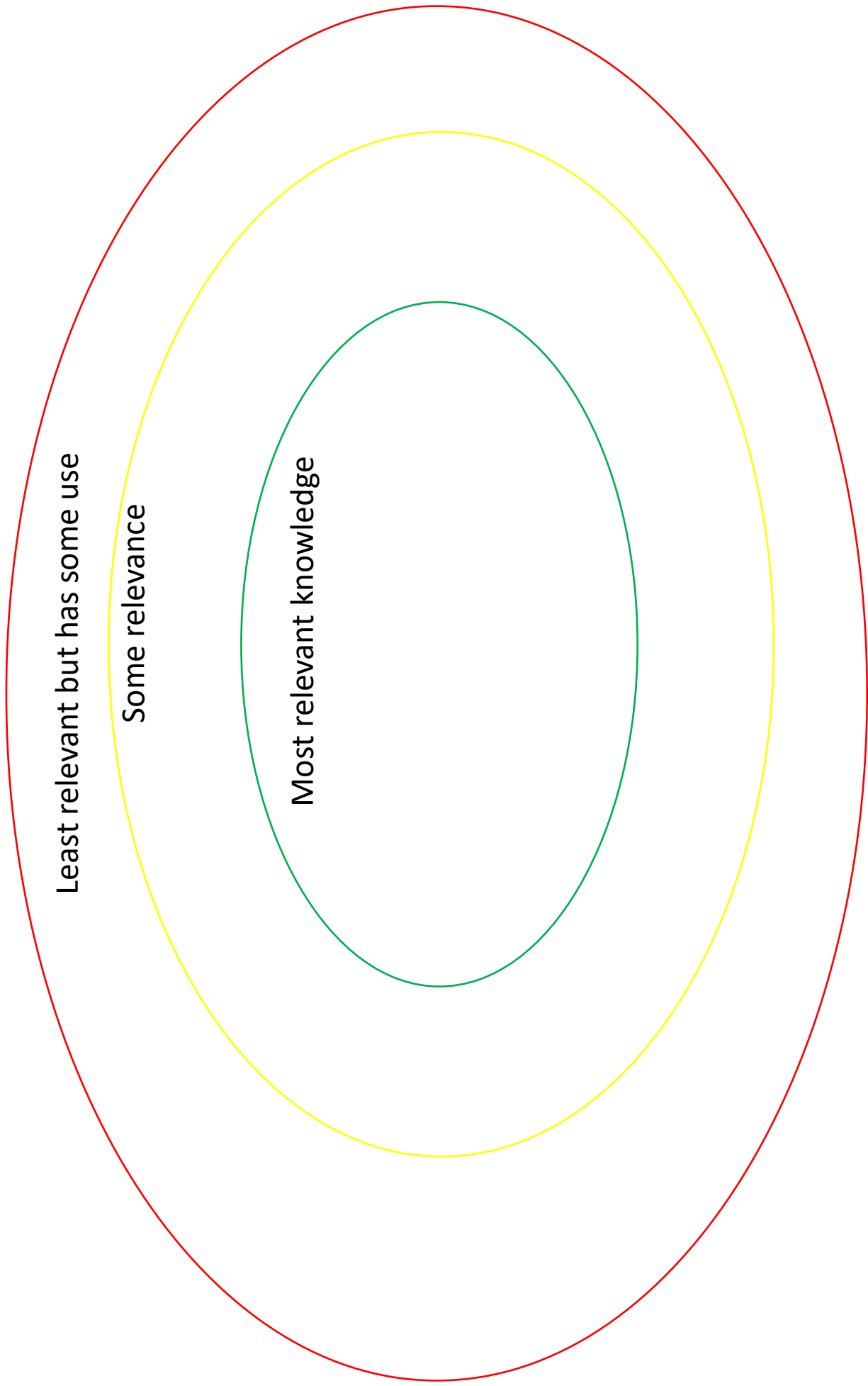
Handwriting practice area for the 'therefore...' connector, featuring a large light blue rounded rectangle with horizontal dashed lines.



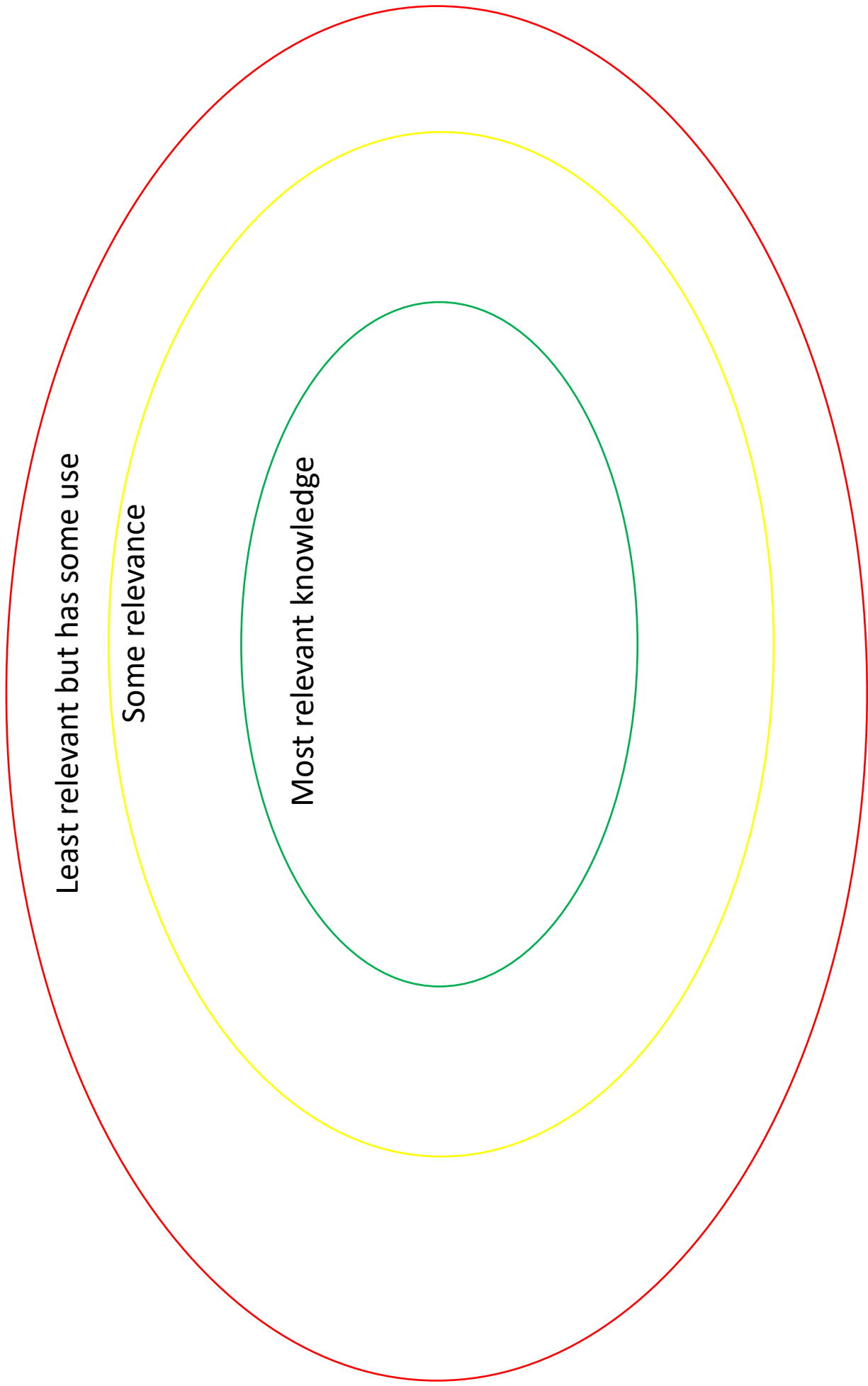
Handwriting practice area for the 'however...' connector, featuring a large light blue rounded rectangle with horizontal dashed lines.



Create a Big Question for your topic:



Create a Big Question for your topic:



Create a Big Question for your topic:

